

March Mixto EPSV

Fund Benchmark

Used throughout report

Investment Objective

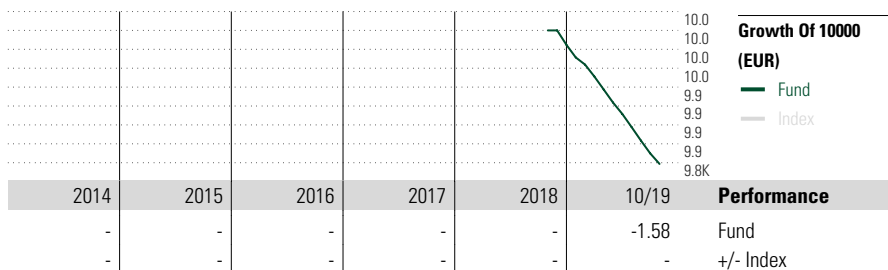
-

Morningstar Rating™

—

Morningstar® Category

Euro Aggressive Balanced PP



Risk Measures

3-Yr Alpha	-	3-Yr Sharpe Ratio	-
3-Yr Beta	-	3-Yr Std Dev	-
R-Squared	-	3-Yr Risk	-
Information Ratio	-	5-Yr Risk	-
Tracking Error	-	10-Yr Risk	-

Trailing Returns

	Return %	+/-Idx
(31 Oct 2019)		
YTD	-1.58	-
3 Months	-0.49	-
6 Months	-0.99	-
1 Year	-	-
3 Years Annualised	-	-
5 Years Annualised	-	-

Quarterly Returns

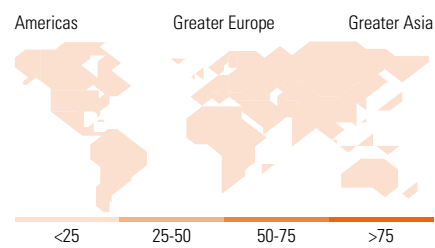
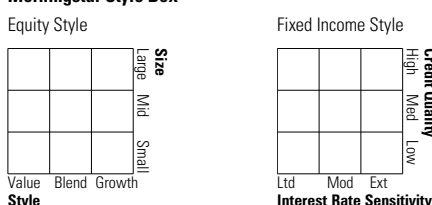
	1st qtr	2nd qtr	3rd qtr	4th qtr
2019	-0.42	-0.50	-0.53	-

Portfolio 31 Aug 2019

Asset Allocation

	% Long	% Short	% Net
Stocks	0.00	0.00	0.00
Bonds	0.00	0.00	0.00
Cash	100.00	0.00	100.00
Other	0.00	0.00	0.00

Morningstar Style Box™



Top 10 Holdings

Sector % Port.

Sector Weightings

	% Equity
Cyclical	0.00
Basic Materials	-
Consumer Cyclical	-
Financial Services	-
Real Estate	-
Sensitive	0.00
Communication Services	-
Energy	-
Industrials	-
Technology	-
Defensive	0.00
Consumer Defensive	-
Healthcare	-
Utilities	-

No Data Available

Operations

Fund Company	March Asset Management SGIC	Domicile	Spain	Minimum Initial Purchase	30
Website	www.march-am.com	Currency	EUR	Minimum Additional Purchase	30
Inception Date	16 Nov 2018	UCITS	No	Exit Charge	-
Fund Manager		Inc/Acc	Acc	Exit Charge	-
NAV (31 Oct 2019)	9.82 EUR	ISIN		Annual Management Fee	1.50%
Total Net Assets	2019-08-31			Redemption Fee	-
(mil)	0.01 EUR			Depository Fee	0.10%

Este documento no ha sido verificado ni aprobado por la Comisión Nacional del Mercado de Valores. La información que contiene no constituye una oferta de inversión, ni un documento informativo oficial de la institución en él mencionada ni tampoco un extracto del mismo. March Gestión de Fondos, S.G.I.I.C., S.A.U. y Banca March, S.A. no se hacen responsables del uso que haga el receptor de esta información. Téngase también en cuenta que rentabilidades pasadas no garantizan rentabilidades futuras.

© 2019 Morningstar. All Rights Reserved. The information, data, analyses and opinions ("Information") contained herein: (1) include the proprietary information of Morningstar and Morningstar's third party licensors; (2) may not be copied or redistributed except as specifically authorised; (3) do not constitute investment advice; (4) are provided solely for informational purposes; (5) are not warranted to be complete, accurate or timely; and (6) may be drawn from fund data published on various dates. Morningstar is not responsible for any trading decisions, damages or other losses related to the Information or its use. Please verify all of the Information before using it and don't make any investment decision except upon the advice of a professional financial adviser. Past performance is no guarantee of future results. The value and income derived from investments may go down as well as up.