

# March International March Alternative Strategies A GBP Hedged Accumulation

## Fund Benchmark

Not Benchmarked

Used throughout report

### Investment Objective

The objective of this Sub-Fund is to provide its investors with capital growth, mainly by investing in units of UCITS and/or UCIs offering different strategies and the philosophy of which is to achieve an absolute performance.

## Risk Measures

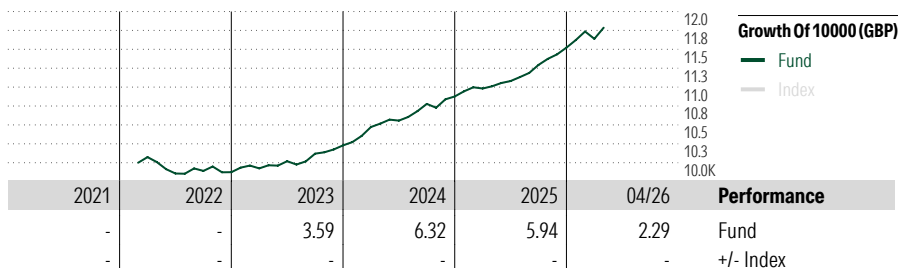
3-Yr Alpha	-	3-Yr Sharpe Ratio	0.65
3-Yr Beta	-	3-Yr Std Dev	1.60
R-Squared	-	3-Yr Risk	Low
Information Ratio	-	5-Yr Risk	-
Tracking Error	-	10-Yr Risk	-

Calculations use Not Benchmarked (where applicable)

## Morningstar Rating™

★★★

## Morningstar® Category



## Trailing Returns

(30 Apr 2026)

	Return %	+/-Idx
YTD	2.29	-
3 Months	1.41	-
6 Months	3.63	-
1 Year	7.04	-
3 Years Annualised	5.75	-
5 Years Annualised	-	-

## Quarterly Returns

	1st qtr	2nd qtr	3rd qtr	4th qtr
2026	1.01	-	-	-
2025	0.97	0.90	1.92	2.02
2024	2.37	0.81	2.09	0.92
2023	0.51	0.96	0.99	1.09
2022	-	-2.16	0.35	-0.17

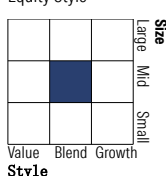
## Portfolio 31 Mar 2026

### Asset Allocation

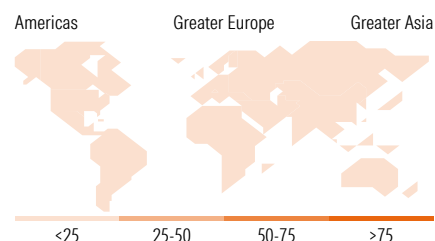
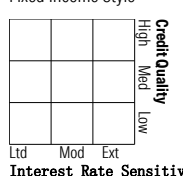
	% Long	% Short	% Net
Stocks	42.41	36.94	5.47
Bonds	51.47	5.46	46.01
Cash	76.21	74.45	1.75
Other	50.17	3.39	46.77

### Morningstar Style Box™

Equity Style



Fixed Income Style



### Top 10 Holdings

	Sector	% Port.
JPM Europe Eq Abs Alp I perf...	-	6.83
Lazard Rathmore Alternative A...	-	6.72
Alma Ellington Struct...	-	6.40
Franklin Cat Bond P2 Acc EUR-H1	-	6.17
Amundi Fds Volatil Wld R EUR H C	-	5.87
AQR Style Premia UCITS IAEFT EUR	-	5.87
Schroder GAIA Contour Tech Eq...	-	5.81
BlueBay Global Sov Opps I EUR...	-	5.78
Graham Macro UCITS L Platform...	-	5.65
Alma Electron Global EO PF...	-	5.61
Total Stock Holdings		0
Total Bond Holdings		0
Assets in Top 10 Holdings %		60.69

### Sector Weightings

	% Equity
<b>Cyclical</b>	<b>0.00</b>
Basic Materials	-
Consumer Cyclical	-
Financial Services	-
Real Estate	-
<b>Sensitive</b>	<b>0.00</b>
Communication Services	-
Energy	-
Industrials	-
Technology	-
<b>Defensive</b>	<b>0.00</b>
Consumer Defensive	-
Healthcare	-
Utilities	-

### World Regions

	% Equity
<b>Americas</b>	<b>22.64</b>
United States	21.92
Canada	0.66
Latin America	0.06
<b>Greater Europe</b>	<b>27.91</b>
United Kingdom	14.52
Eurozone	10.10
Europe - ex Euro	3.25
Europe - Emerging	0.00
Middle East / Africa	0.04
<b>Greater Asia</b>	<b>49.44</b>
Japan	17.52
Australasia	4.48
Asia - Developed	14.82
Asia - Emerging	12.63

## Operations

Fund Company	March Asset Management SGIIC	Domicile	Luxembourg
Website	www.march-am.com	Currency	GBP
Inception Date	2 Mar 2022	UCITS	Yes
Fund Manager		Inc/Acc	Acc
NAV (30 Apr 2026)	11.80 GBP	ISIN	LU2279928084
Total Net Assets (mil)	2026-03-31: 38.50 EUR		

Este documento no ha sido verificado ni aprobado por la Comisión Nacional del Mercado de Valores. La información que contiene no constituye una oferta de inversión, ni un documento informativo oficial de la institución en él mencionada ni tampoco un extracto del mismo. March Gestión de Fondos, S.G.I.I.C., S.A.U. y Banca March, S.A. no se hacen responsables del uso que haga el receptor de esta información. Téngase también en cuenta que rentabilidades pasadas no garantizan rentabilidades futuras.

© 2026 Morningstar. All Rights Reserved. The information, data, analyses and opinions ("Information") contained herein: (1) include the proprietary information of Morningstar and Morningstar's third party licensors; (2) may not be copied or redistributed except as specifically authorised; (3) do not constitute investment advice; (4) are provided solely for informational purposes; (5) are not warranted to be complete, accurate or timely; and (6) may be drawn from fund data published on various dates. Morningstar is not responsible for any trading decisions, damages or other losses related to the Information or its use. Please verify all of the Information before using it and don't make any investment decision except upon the advice of a professional financial adviser. Past performance is no guarantee of future results. The value and income derived from investments may go down as well as up.