

# March International March Alternative Strategies P GBP Hedged Accumulation

## Fund Benchmark

Not Benchmarked

Used throughout report

## Investment Objective

The objective of this Sub-Fund is to provide its investors with capital growth, mainly by investing in units of UCITS and/or UCIs offering different strategies and the philosophy of which is to achieve an absolute performance.

## Risk Measures

3-Yr Alpha	-	3-Yr Sharpe Ratio	-
3-Yr Beta	-	3-Yr Std Dev	-
R-Squared	-	3-Yr Risk	-
Information Ratio	-	5-Yr Risk	-
Tracking Error	-	10-Yr Risk	-

Calculations use Not Benchmarked (where applicable)

## Morningstar Rating™

—

## Morningstar® Category

## Growth Of 10000 (GBP)

— Fund  
— Index

## Trailing Returns

	Return %	+/-Idx
(-)		
YTD	-	-
3 Months	-	-
6 Months	-	-
1 Year	-	-
3 Years Annualised	-	-
5 Years Annualised	-	-

## Quarterly Returns

1st qtr 2nd qtr 3rd qtr 4th qtr

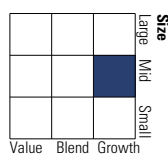
## Portfolio 31 Oct 2022

### Asset Allocation

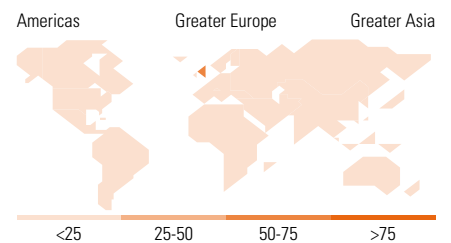
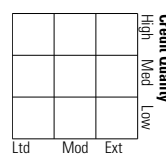
	% Long	% Short	% Net
Stocks	24.42	12.25	12.17
Bonds	12.32	0.32	12.00
Cash	52.61	20.55	32.06
Other	43.81	0.04	43.77

### Morningstar Style Box™

#### Equity Style



#### Fixed Income Style



### Top 10 Holdings

	Sector	% Port.
Man GLG Alpha Select Alt INH EUR	—	13.47
Amundi Fds Volatil Wld R EUR H C	—	11.80
FranklinK2 Bardin Hill Arb...	—	10.93
MontLake Crabel Gemini UCITS...	—	8.60
Man AHL Trend Alternative IN H...	—	7.66
Candriam Bds Crdt Opps I EUR Cap	—	6.01
Lumyna-MW ESG (MN) TOPS UCITS...	—	5.97
Franklin K2 Athena Risk Pr EO...	—	5.96
Candriam Index Arbitrage I	—	4.97
FranklinK2 Ell Str Cr...	—	4.96
Total Stock Holdings		0
Total Bond Holdings		0
Assets in Top 10 Holdings %		80.34

### Sector Weightings

	% Equity
<b>Cyclical</b>	<b>0.00</b>
Basic Materials	-
Consumer Cyclical	-
Financial Services	-
Real Estate	-
<b>Sensitive</b>	<b>0.00</b>
Communication Services	-
Energy	-
Industrials	-
Technology	-
<b>Defensive</b>	<b>0.00</b>
Consumer Defensive	-
Healthcare	-
Utilities	-

### World Regions

	% Equity
<b>Americas</b>	<b>23.66</b>
United States	21.93
Canada	1.72
Latin America	0.00
<b>Greater Europe</b>	<b>71.07</b>
United Kingdom	55.14
Eurozone	10.28
Europe - ex Euro	5.65
Europe - Emerging	0.00
Middle East / Africa	0.00
<b>Greater Asia</b>	<b>5.27</b>
Japan	0.56
Australasia	3.73
Asia - Developed	0.06
Asia - Emerging	0.93

## Operations

Fund Company	FundRock Management Company S.A.	Domicile	Luxembourg
Website	www.fundrock.com	Currency	GBP
Inception Date	27 Apr 2021	UCITS	Yes
Fund Manager		Inc/Acc	Acc
NAV (-) -	-	ISIN	LU2279927789
Total Net Assets 2022-10-31 (mil)	149.94 EUR		

Este documento no ha sido verificado ni aprobado por la Comisión Nacional del Mercado de Valores. La información que contiene no constituye una oferta de inversión, ni un documento informativo oficial de la institución en él mencionada ni tampoco un extracto del mismo. March Gestión de Fondos, S.G.I.I.C., S.A.U. y Banca March, S.A. no se hacen responsables del uso que haga el receptor de esta información. Téngase también en cuenta que rentabilidades pasadas no garantizan rentabilidades futuras.

© 2023 Morningstar. All Rights Reserved. The information, data, analyses and opinions ("Information") contained herein: (1) include the proprietary information of Morningstar and Morningstar's third party licensors; (2) may not be copied or redistributed except as specifically authorised; (3) do not constitute investment advice; (4) are provided solely for informational purposes; (5) are not warranted to be complete, accurate or timely; and (6) may be drawn from fund data published on various dates. Morningstar is not responsible for any trading decisions, damages or other losses related to the Information or its use. Please verify all of the Information before using it and don't make any investment decision except upon the advice of a professional financial adviser. Past performance is no guarantee of future results. The value and income derived from investments may go down as well as up.