

# March International Lluc Lux Class S EUR

## Fund Benchmark

Not Benchmarked

Used throughout report

### Investment Objective

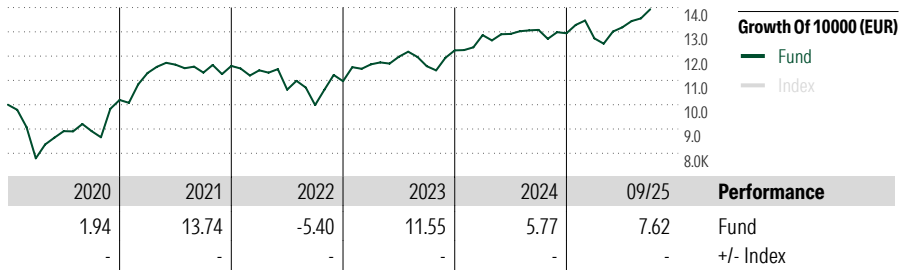
The Sub-Fund aims to provide long-term capital appreciation through selected investments in equity securities as well as, to a lesser extent, debt securities. The Sub-Fund will invest globally with no specific geographic focus.

### Risk Measures

3-Yr Alpha	-	3-Yr Sharpe Ratio	0.95
3-Yr Beta	-	3-Yr Std Dev	9.00
R-Squared	-	3-Yr Risk	-
Information Ratio	-	5-Yr Risk	-
Tracking Error	-	10-Yr Risk	-

Calculations use Not Benchmarked (where applicable)

## Morningstar Rating™



## Morningstar® Category

EUR Aggressive Allocation

### Trailing Returns

(30 Sep 2025)

Period	Return %	+/-Idx
YTD	7.62	-
3 Months	5.64	-
6 Months	9.40	-
1 Year	6.49	-
3 Years Annualised	11.72	-
5 Years Annualised	9.34	-

### Quarterly Returns

Year	1st qtr	2nd qtr	3rd qtr	4th qtr
2025	-1.63	3.56	5.64	-
2024	5.14	0.38	1.28	-1.05
2023	6.31	2.67	-3.24	5.61
2022	-1.55	-6.98	-5.95	9.83
2021	10.88	3.04	-2.80	2.42

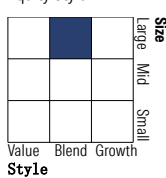
## Portfolio 30 Apr 2026

### Asset Allocation

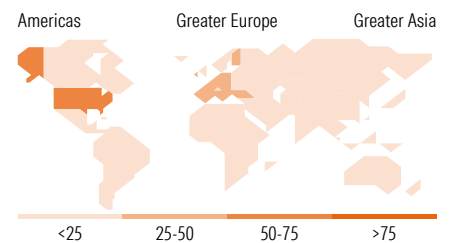
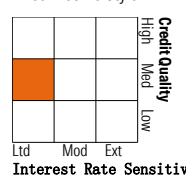
	% Long	% Short	% Net
Stocks	81.70	0.48	81.22
Bonds	8.79	0.00	8.79
Cash	19.05	9.57	9.48
Other	0.51	0.00	0.51

### Morningstar Style Box™

Equity Style



Fixed Income Style



### Top 10 Holdings

Stock	Sector	% Port.
Futuro Micro Mini S&P500 Junio...	—	3.30
Spain (Kingdom of)2027-07-30	—	3.16
Alphabet Inc Class A	IT	2.79
NVIDIA Corp	IT	2.79
Microsoft Corp	IT	2.71
Spain (Kingdom of)2026-10-31	—	2.68
Spain (Kingdom of)2029-10-31	—	2.59
iShares Core MSCI EM IMI ETF...	—	2.41
Apple Inc	IT	2.41
Amazon.com Inc	IT	2.38
Total Stock Holdings		62
Total Bond Holdings		3
Assets in Top 10 Holdings %		27.22

### Sector Weightings

Sector	% Equity
<b>Cyclical</b>	<b>30.81</b>
Basic Materials	8.09
Consumer Cyclical	9.12
Financial Services	12.04
Real Estate	1.56
<b>Sensitive</b>	<b>44.70</b>
Communication Services	8.70
Energy	4.15
Industrials	9.05
Technology	22.80
<b>Defensive</b>	<b>24.49</b>
Consumer Defensive	9.00
Healthcare	10.97
Utilities	4.53

### World Regions

Region	% Equity
<b>Americas</b>	<b>57.03</b>
United States	55.63
Canada	1.18
Latin America	0.22
<b>Greater Europe</b>	<b>33.85</b>
United Kingdom	3.79
Eurozone	27.47
Europe - ex Euro	2.28
Europe - Emerging	0.07
Middle East / Africa	0.24
<b>Greater Asia</b>	<b>9.12</b>
Japan	2.69
Australasia	0.00
Asia - Developed	3.62
Asia - Emerging	2.81

## Operations

Fund Company	March Asset Management SGIIC	Domicile	Luxembourg
Website	www.march-am.com	Currency	EUR
Inception Date	26 Nov 2018	UCITS	Yes
Fund Manager	Carlos Ruiz Antequera Ángel Pérez Carretero	Inc/Acc	Acc
NAV (30 Sep 2025)	14.51 EUR	ISIN	LU1859409184
Total Net Assets (mil)	2026-04-30: 18.67 EUR		

Este documento no ha sido verificado ni aprobado por la Comisión Nacional del Mercado de Valores. La información que contiene no constituye una oferta de inversión, ni un documento informativo oficial de la institución en él mencionada ni tampoco un extracto del mismo. March Gestión de Fondos, S.G.I.I.C., S.A.U. y Banca March, S.A. no se hacen responsables del uso que haga el receptor de esta información. Téngase también en cuenta que rentabilidades pasadas no garantizan rentabilidades futuras.

© 2026 Morningstar. All Rights Reserved. The information, data, analyses and opinions ("Information") contained herein: (1) include the proprietary information of Morningstar and Morningstar's third party licensors; (2) may not be copied or redistributed except as specifically authorised; (3) do not constitute investment advice; (4) are provided solely for informational purposes; (5) are not warranted to be complete, accurate or timely; and (6) may be drawn from fund data published on various dates. Morningstar is not responsible for any trading decisions, damages or other losses related to the Information or its use. Please verify all of the Information before using it and don't make any investment decision except upon the advice of a professional financial adviser. Past performance is no guarantee of future results. The value and income derived from investments may go down as well as up.