

March International Bellver Lux Class C EUR

Fund Benchmark

Not Benchmarked

Used throughout report

Investment Objective

The Sub-Fund seeks regular and current income through its emphasis on a balanced equilibrium between bonds and equity securities. It also aims to provide long-term capital appreciation through selected investments in equity securities.

Risk Measures

3-Yr Alpha	-	3-Yr Sharpe Ratio	-
3-Yr Beta	-	3-Yr Std Dev	-
R-Squared	-	3-Yr Risk	-
Information Ratio	-	5-Yr Risk	-
Tracking Error	-	10-Yr Risk	-

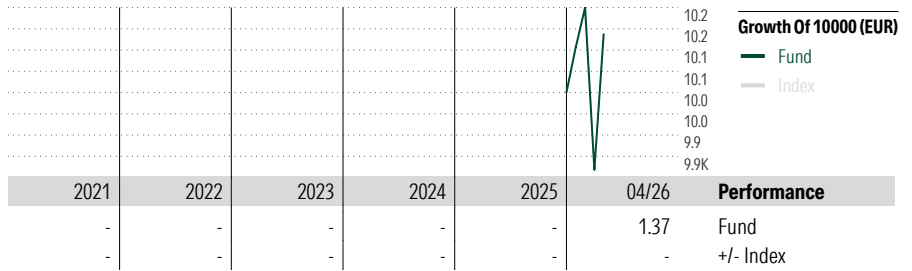
Calculations use Not Benchmarked (where applicable)

Morningstar Rating™

—

Morningstar® Category

EUR Flexible Allocation



Trailing Returns

(30 Apr 2026)

	Return %	+/-Idx
YTD	1.37	-
3 Months	0.30	-
6 Months	-	-
1 Year	-	-
3 Years Annualised	-	-
5 Years Annualised	-	-

Quarterly Returns

2026

1st qtr	2nd qtr	3rd qtr	4th qtr
-1.81	-	-	-

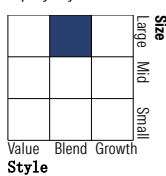
Portfolio 30 Apr 2026

Asset Allocation

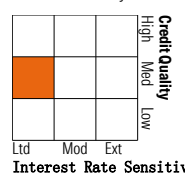
	% Long	% Short	% Net
Stocks	49.84	0.61	49.24
Bonds	45.69	0.00	45.69
Cash	11.18	6.50	4.69
Other	0.39	0.00	0.39

Morningstar Style Box™


Equity Style



Fixed Income Style



Americas Greater Europe Greater Asia



Top 10 Holdings

Company	Sector	% Port.
Italy (Republic Of)2030-04-01	—	5.02
Spain (Kingdom of)2030-04-30	—	2.61
Alphabet Inc Class A	IT	1.99
NVIDIA Corp	IT	1.65
Microsoft Corp	IT	1.65
JPM Japan Strategic Value I...	—	1.51
Berkshire Hathaway Inc Class B	IF	1.43
Apple Inc	IT	1.41
Amazon.com Inc	IT	1.39
iShares Core MSCI EM IMI ETF...	—	1.32
Total Stock Holdings		63
Total Bond Holdings		100
Assets in Top 10 Holdings %		19.98

Sector Weightings

Sector	% Equity
Cyclical	34.73
Basic Materials	8.16
Consumer Cyclical	10.53
Financial Services	14.98
Real Estate	1.07
Sensitive	42.62
Communication Services	8.33
Energy	4.40
Industrials	8.22
Technology	21.67
Defensive	22.65
Consumer Defensive	9.78
Healthcare	9.52
Utilities	3.35

World Regions

Region	% Equity
Americas	57.35
United States	55.84
Canada	1.34
Latin America	0.18
Greater Europe	33.62
United Kingdom	2.37
Eurozone	27.64
Europe - ex Euro	3.34
Europe - Emerging	0.06
Middle East / Africa	0.21
Greater Asia	9.03
Japan	3.09
Australasia	0.00
Asia - Developed	3.22
Asia - Emerging	2.72

Operations

Fund Company	March Asset Management SGIIC	Domicile	Luxembourg
Website	www.march-am.com	Currency	EUR
Inception Date	26 Nov 2018	UCITS	Yes
Fund Manager	Carlos Ruiz Antequera Ángel Pérez Carretero	Inc/Acc	Acc
NAV (30 Apr 2026)	10.20 EUR	ISIN	LU1859408533
Total Net Assets (mil)	2026-04-30 29.37 EUR		

Este documento no ha sido verificado ni aprobado por la Comisión Nacional del Mercado de Valores. La información que contiene no constituye una oferta de inversión, ni un documento informativo oficial de la institución en él mencionada ni tampoco un extracto del mismo. March Gestión de Fondos, S.G.I.I.C., S.A.U. y Banca March, S.A. no se hacen responsables del uso que haga el receptor de esta información. Téngase también en cuenta que rentabilidades pasadas no garantizan rentabilidades futuras.

© 2026 Morningstar. All Rights Reserved. The information, data, analyses and opinions ("Information") contained herein: (1) include the proprietary information of Morningstar and Morningstar's third party licensors; (2) may not be copied or redistributed except as specifically authorised; (3) do not constitute investment advice; (4) are provided solely for informational purposes; (5) are not warranted to be complete, accurate or timely; and (6) may be drawn from fund data published on various dates. Morningstar is not responsible for any trading decisions, damages or other losses related to the Information or its use. Please verify all of the Information before using it and don't make any investment decision except upon the advice of a professional financial adviser. Past performance is no guarantee of future results. The value and income derived from investments may go down as well as up.