

March International Lluc Lux Class A USD Hedged

Fund Benchmark

Not Benchmarked

Used throughout report

Investment Objective

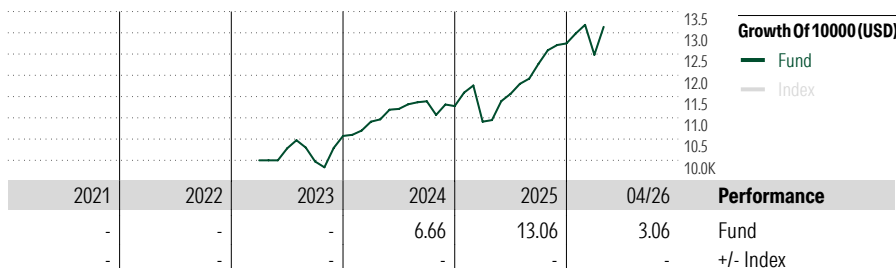
The Sub-Fund aims to provide long-term capital appreciation through selected investments in equity securities as well as, to a lesser extent, debt securities. The Sub-Fund will invest globally with no specific geographic focus.

Morningstar Rating™

★★

Morningstar® Category

USD Aggressive Allocation



Risk Measures

3-Yr Alpha	-	3-Yr Sharpe Ratio	0.55
3-Yr Beta	-	3-Yr Std Dev	8.70
R-Squared	-	3-Yr Risk	bel avg
Information Ratio	-	5-Yr Risk	-
Tracking Error	-	10-Yr Risk	-

Calculations use Not Benchmarked (where applicable)

Trailing Returns

(30 Apr 2026)

	Return %	+/-Idx
YTD	3.06	-
3 Months	1.20	-
6 Months	4.38	-
1 Year	20.03	-
3 Years Annualised	9.53	-
5 Years Annualised	-	-

Quarterly Returns

	1st qtr	2nd qtr	3rd qtr	4th qtr
2026	-2.10	-	-	-
2025	-3.26	6.00	6.11	3.91
2024	3.18	2.75	1.61	-0.99
2023	-	-	-3.01	6.02

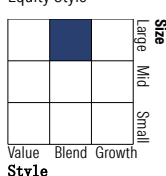
Portfolio 30 Apr 2026

Asset Allocation

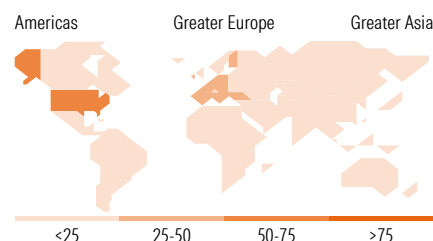
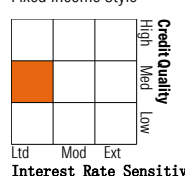
	% Long	% Short	% Net
Stocks	81.70	0.48	81.22
Bonds	8.79	0.00	8.79
Cash	19.05	9.57	9.48
Other	0.51	0.00	0.51

Morningstar Style Box™

Equity Style



Fixed Income Style



Top 10 Holdings

Company	Sector	% Port.
Futuro Micro Mini S&P500 Junio...	—	3.30
Spain (Kingdom of)2027-07-30	—	3.16
Alphabet Inc Class A	IT	2.79
NVIDIA Corp	IT	2.79
Microsoft Corp	IT	2.71
Spain (Kingdom of)2026-10-31	—	2.68
Spain (Kingdom of)2029-10-31	—	2.59
iShares Core MSCI EM IMI ETF...	—	2.41
Apple Inc	IT	2.41
Amazon.com Inc	IT	2.38
Total Stock Holdings		62
Total Bond Holdings		3
Assets in Top 10 Holdings %		27.22

Sector Weightings

Sector	% Equity
Cyclical	30.81
Basic Materials	8.09
Consumer Cyclical	9.12
Financial Services	12.04
Real Estate	1.56
Sensitive	44.70
Communication Services	8.70
Energy	4.15
Industrials	9.05
Technology	22.80
Defensive	24.49
Consumer Defensive	9.00
Healthcare	10.97
Utilities	4.53

World Regions

Region	% Equity
Americas	57.03
United States	55.63
Canada	1.18
Latin America	0.22
Greater Europe	33.85
United Kingdom	3.79
Eurozone	27.47
Europe - ex Euro	2.28
Europe - Emerging	0.07
Middle East / Africa	0.24
Greater Asia	9.12
Japan	2.69
Australasia	0.00
Asia - Developed	3.62
Asia - Emerging	2.81

Operations

Fund Company	March Asset Management SGIIC	Domicile	Luxembourg
Website	www.march-am.com	Currency	USD
Inception Date	26 Apr 2023	UCITS	Yes
Fund Manager	Carlos Ruiz Antequera Ángel Pérez Carretero	Inc/Acc	Acc
NAV (30 Apr 2026)	14.45 USD	ISIN	LU1607130975
Total Net Assets (mil)	2026-04-30 18.67 EUR		

Este documento no ha sido verificado ni aprobado por la Comisión Nacional del Mercado de Valores. La información que contiene no constituye una oferta de inversión, ni un documento informativo oficial de la institución en él mencionada ni tampoco un extracto del mismo. March Gestión de Fondos, S.G.I.I.C., S.A.U. y Banca March, S.A. no se hacen responsables del uso que haga el receptor de esta información. Téngase también en cuenta que rentabilidades pasadas no garantizan rentabilidades futuras.

© 2026 Morningstar. All Rights Reserved. The information, data, analyses and opinions ("Information") contained herein: (1) include the proprietary information of Morningstar and Morningstar's third party licensors; (2) may not be copied or redistributed except as specifically authorised; (3) do not constitute investment advice; (4) are provided solely for informational purposes; (5) are not warranted to be complete, accurate or timely; and (6) may be drawn from fund data published on various dates. Morningstar is not responsible for any trading decisions, damages or other losses related to the Information or its use. Please verify all of the Information before using it and don't make any investment decision except upon the advice of a professional financial adviser. Past performance is no guarantee of future results. The value and income derived from investments may go down as well as up.