

# March International Lluc Lux Class A EUR

## Fund Benchmark

Not Benchmarked

Used throughout report

### Investment Objective

The Sub-Fund aims to provide long-term capital appreciation through selected investments in equity securities as well as, to a lesser extent, debt securities. The Sub-Fund will invest globally with no specific geographic focus.

## Risk Measures

3-Yr Alpha	-	3-Yr Sharpe Ratio	0.60
3-Yr Beta	-	3-Yr Std Dev	13.94
R-Squared	-	3-Yr Risk	abv avg
Information Ratio	-	5-Yr Risk	-
Tracking Error	-	10-Yr Risk	-

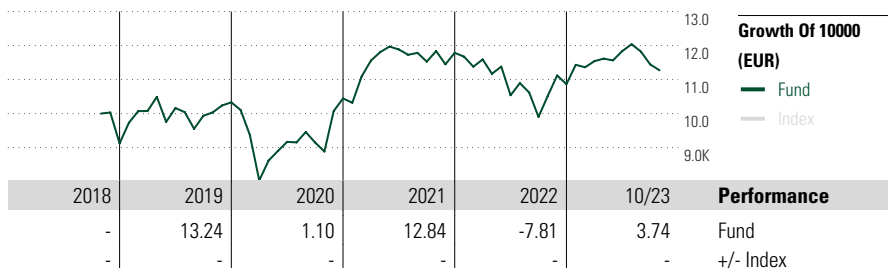
Calculations use Not Benchmarked (where applicable)

## Morningstar Rating™

★★★★★

## Morningstar® Category

EUR Aggressive Allocation



## Trailing Returns

(31 Oct 2023)

	Return %	+/-Idx
YTD	3.74	-
3 Months	-6.38	-
6 Months	-2.96	-
1 Year	7.13	-
3 Years Annualised	8.26	-
5 Years Annualised	-	-

## Quarterly Returns

	1st qtr	2nd qtr	3rd qtr	4th qtr
2023	6.21	2.58	-3.32	-
2022	-1.64	-9.08	-6.04	9.73
2021	10.66	2.83	-3.01	2.24
2020	-22.23	14.12	-0.21	14.15
2019	10.44	0.86	-2.23	3.97

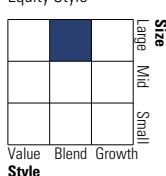
## Portfolio 31 Oct 2023

### Asset Allocation

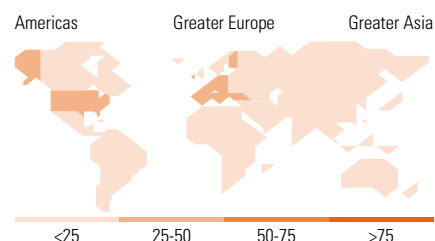
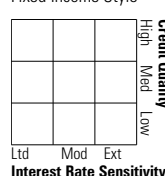
	% Long	% Short	% Net
Stocks	55.35	0.00	55.35
Bonds	28.60	0.00	28.60
Cash	48.97	33.31	15.66
Other	0.39	0.00	0.39

### Morningstar Style Box™

Equity Style



Fixed Income Style



### Top 10 Holdings

	Sector	% Port.
Spain (Kingdom of)2024-01-31	—	4.83
Germany (Federal Republic...)	—	3.54
France (Republic Of)2028-02-25	—	2.78
Barrick Gold Corp	🏠	2.66
Spain (Kingdom of)2029-10-31	—	2.37
Italy (Republic Of)2023-11-29	—	2.32
Spain (Kingdom of)2031-04-30	—	2.26
United States Treasury...	—	2.12
Ferrovial SE	⚙️	1.95
Bayer AG	🏥	1.83
Total Stock Holdings		52
Total Bond Holdings		14
Assets in Top 10 Holdings %		26.67

### Sector Weightings

	% Equity
<b>Cyclical</b>	<b>33.72</b>
Basic Materials	11.45
Consumer Cyclical	10.67
Financial Services	10.26
Real Estate	1.34
<b>Sensitive</b>	<b>34.67</b>
Communication Services	6.12
Energy	5.86
Industrials	7.76
Technology	14.92
<b>Defensive</b>	<b>31.61</b>
Consumer Defensive	12.77
Healthcare	14.64
Utilities	4.21

### World Regions

	% Equity
<b>Americas</b>	<b>38.18</b>
United States	31.19
Canada	6.26
Latin America	0.73
<b>Greater Europe</b>	<b>54.00</b>
United Kingdom	4.95
Eurozone	42.33
Europe - ex Euro	6.72
Europe - Emerging	0.00
Middle East / Africa	0.00
<b>Greater Asia</b>	<b>7.81</b>
Japan	3.01
Australasia	0.03
Asia - Developed	0.31
Asia - Emerging	4.47

## Operations

Fund Company	March Asset Management SGIIC	Domicile	Luxembourg
Website	www.march-am.com	Currency	EUR
Inception Date	26 Nov 2018	UCITS	Yes
Fund Manager	José Luis Palma	Inc/Acc	Acc
	Carlos Ruiz Antequera	ISIN	LU1607130892
NAV (31 Oct 2023)	11.27 EUR		
Total Net Assets 2023-10-31 (mil)	7.53 EUR		

Este documento no ha sido verificado ni aprobado por la Comisión Nacional del Mercado de Valores. La información que contiene no constituye una oferta de inversión, ni un documento informativo oficial de la institución en él mencionada ni tampoco un extracto del mismo. March Gestión de Fondos, S.G.I.I.C., S.A.U. y Banca March, S.A. no se hacen responsables del uso que haga el receptor de esta información. Téngase también en cuenta que rentabilidades pasadas no garantizan rentabilidades futuras.

© 2023 Morningstar. All Rights Reserved. The information, data, analyses and opinions ("Information") contained herein: (1) include the proprietary information of Morningstar and Morningstar's third party licensors; (2) may not be copied or redistributed except as specifically authorised; (3) do not constitute investment advice; (4) are provided solely for informational purposes; (5) are not warranted to be complete, accurate or timely; and (6) may be drawn from fund data published on various dates. Morningstar is not responsible for any trading decisions, damages or other losses related to the Information or its use. Please verify all of the Information before using it and don't make any investment decision except upon the advice of a professional financial adviser. Past performance is no guarantee of future results. The value and income derived from investments may go down as well as up.