

March International Lluc Lux Class I EUR

Fund Benchmark

Not Benchmarked

Used throughout report

Investment Objective

The Sub-Fund aims to provide long-term capital appreciation through selected investments in equity securities as well as, to a lesser extent, debt securities. The Sub-Fund will invest globally with no specific geographic focus.

Risk Measures

3-Yr Alpha	-	3-Yr Sharpe Ratio	0.23
3-Yr Beta	-	3-Yr Std Dev	10.98
R-Squared	-	3-Yr Risk	Avg
Information Ratio	-	5-Yr Risk	abv avg
Tracking Error	-	10-Yr Risk	-

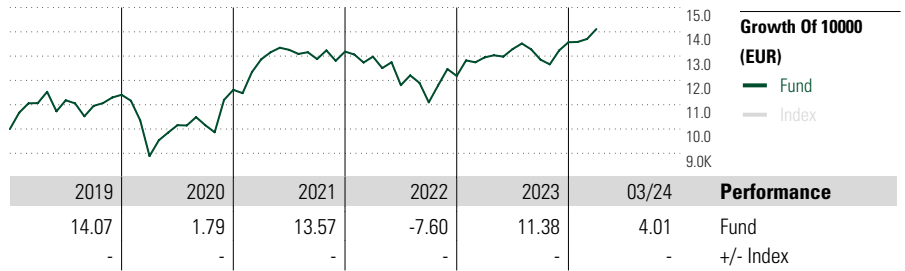
Calculations use Not Benchmarked (where applicable)

Morningstar Rating™

★★

Morningstar® Category

EUR Aggressive Allocation



Trailing Returns

(31 Mar 2024)

	Return %	+/-Idx
YTD	4.01	-
3 Months	4.01	-
6 Months	9.80	-
1 Year	9.00	-
3 Years Annualised	3.12	-
5 Years Annualised	4.98	-

Quarterly Returns

	1st qtr	2nd qtr	3rd qtr	4th qtr
2024	4.01	-	-	-
2023	6.27	2.63	-3.27	5.57
2022	-1.58	-9.04	-5.99	9.79
2021	10.84	3.01	-2.84	2.38
2020	-22.10	14.31	-0.03	14.35

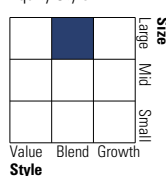
Portfolio 31 Mar 2024

Asset Allocation

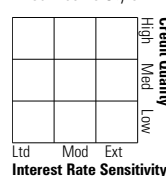
	% Long	% Short	% Net
Stocks	81.92	0.00	81.92
Bonds	19.87	0.00	19.87
Cash	11.36	13.16	-1.80
Other	0.01	0.00	0.01

Morningstar Style Box™


Equity Style



Fixed Income Style



Americas Greater Europe Greater Asia



Top 10 Holdings

Company	Sector	% Port.
Futuro Euro Fx Usd Jun 24	-	8.66
Germany (Federal Republic...)	-	3.66
JPM Japan Strategic Value I...	-	2.80
Ferrovial SE	✚	2.39
Barrick Gold Corp	✚	2.35
Alphabet Inc Class A	📱	2.35
Spain (Kingdom of)2026-10-31	-	2.27
United States Treasury...	-	2.18
Microsoft Corp	📄	2.07
Merck & Co Inc	🏠	2.00
Total Stock Holdings		56
Total Bond Holdings		6
Assets in Top 10 Holdings %		30.73

Sector Weightings

Sector	% Equity
Cyclical	40.79
Basic Materials	9.28
Consumer Cyclical	13.29
Financial Services	16.82
Real Estate	1.39
Sensitive	36.34
Communication Services	6.91
Energy	6.56
Industrials	6.34
Technology	16.53
Defensive	22.88
Consumer Defensive	10.22
Healthcare	9.23
Utilities	3.42

World Regions

Region	% Equity
Americas	39.44
United States	33.97
Canada	4.85
Latin America	0.62
Greater Europe	53.73
United Kingdom	5.26
Eurozone	44.65
Europe - ex Euro	3.83
Europe - Emerging	0.00
Middle East / Africa	0.00
Greater Asia	6.83
Japan	3.35
Australasia	0.00
Asia - Developed	1.51
Asia - Emerging	1.96

Operations

Fund Company	March Asset Management SGIIC	Domicile	Luxembourg
Website	www.march-am.com	Currency	EUR
Inception Date	25 Sep 2018	UCITS	Yes
Fund Manager	José Luis Palma	Inc/Acc	Acc
	Carlos Ruiz Antequera	ISIN	LU1607129969
NAV (31 Mar 2024)	127.42 EUR		
Total Net Assets (mil)	2024-03-31		7.22 EUR

Este documento no ha sido verificado ni aprobado por la Comisión Nacional del Mercado de Valores. La información que contiene no constituye una oferta de inversión, ni un documento informativo oficial de la institución en él mencionada ni tampoco un extracto del mismo. March Gestión de Fondos, S.G.I.I.C., S.A.U. y Banca March, S.A. no se hacen responsables del uso que haga el receptor de esta información. Téngase también en cuenta que rentabilidades pasadas no garantizan rentabilidades futuras.

© 2024 Morningstar. All Rights Reserved. The information, data, analyses and opinions ("Information") contained herein: (1) include the proprietary information of Morningstar and Morningstar's third party licensors; (2) may not be copied or redistributed except as specifically authorised; (3) do not constitute investment advice; (4) are provided solely for informational purposes; (5) are not warranted to be complete, accurate or timely; and (6) may be drawn from fund data published on various dates. Morningstar is not responsible for any trading decisions, damages or other losses related to the Information or its use. Please verify all of the Information before using it and don't make any investment decision except upon the advice of a professional financial adviser. Past performance is no guarantee of future results. The value and income derived from investments may go down as well as up.