

March BabyBoomer PP

Fund Benchmark

Not Benchmarked

Used throughout report

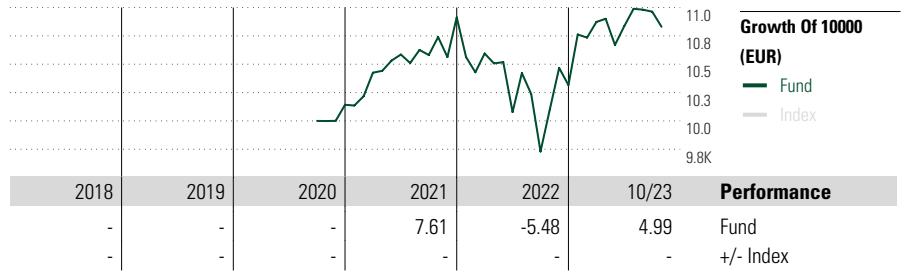
Investment Objective

-

Morningstar Rating™

-

Morningstar® Category



Growth Of 10000 (EUR)

— Fund
— Index

Performance

Fund
+/- Index

Risk Measures

3-Yr Alpha	-	3-Yr Sharpe Ratio	0.32
3-Yr Beta	-	3-Yr Std Dev	7.32
R-Squared	-	3-Yr Risk	-
Information Ratio	-	5-Yr Risk	-
Tracking Error	-	10-Yr Risk	-

Calculations use Not Benchmarked (where applicable)

Trailing Returns

(31 Oct 2023)

	Return %	+/-Idx
YTD	4.99	-
3 Months	-1.44	-
6 Months	-0.65	-
1 Year	7.22	-
3 Years Annualised	2.70	-
5 Years Annualised	-	-

Quarterly Returns

	1st qtr	2nd qtr	3rd qtr	4th qtr
2023	5.39	-0.33	1.17	-
2022	-2.93	-4.88	-3.45	6.02
2021	2.79	1.54	-0.04	3.15

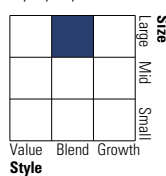
Portfolio 31 Oct 2023

Asset Allocation

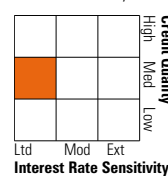
	% Long	% Short	% Net
Stocks	46.44	0.00	46.44
Bonds	34.09	0.00	34.09
Cash	18.37	0.00	18.37
Other	1.09	0.00	1.09

Morningstar Style Box™

Equity Style



Fixed Income Style



Americas Greater Europe Greater Asia



Top 10 Holdings

	Sector	% Port.
Spain (Kingdom of)2024-07-05	—	20.07
France (Republic of)2023-10-25	—	3.87
Germany (Federal Republic...)	—	3.69
Aryzta AG		3.62
Tecnicas Reunidas SA		2.83
Subsea 7 SA		2.81
Sanofi SA		2.80
SLB		2.64
Safran SA		2.22
France (Republic Of)2027-02-25	—	2.17
Total Stock Holdings		31
Total Bond Holdings		4
Assets in Top 10 Holdings %		46.72

Sector Weightings

	% Equity
Cyclical	23.49
Basic Materials	16.58
Consumer Cyclical	3.53
Financial Services	-
Real Estate	3.39
Sensitive	42.31
Communication Services	-
Energy	14.57
Industrials	17.44
Technology	10.30
Defensive	34.19
Consumer Defensive	15.23
Healthcare	18.96
Utilities	-

World Regions

	% Equity
Americas	21.15
United States	13.82
Canada	7.33
Latin America	0.00
Greater Europe	69.49
United Kingdom	9.57
Eurozone	42.49
Europe - ex Euro	17.43
Europe - Emerging	0.00
Middle East / Africa	0.00
Greater Asia	9.36
Japan	5.40
Australasia	0.00
Asia - Developed	3.96
Asia - Emerging	0.00

Operations

Fund Company	March Gestión de Pensiones EGFP	Domicile	Spain	Minimum Initial Purchase	1,000
Website	www.bancamarch.es	Currency	EUR	Minimum Additional Purchase	1,000
Inception Date	8 Jun 2009	UCITS	No	Exit Charge	-
Fund Manager	Francisco Javier Pérez Fernández Francisco Herrero Pérez-Griffo	Inc/Acc	Acc	Exit Charge	-
NAV (31 Oct 2023)	10.71 EUR	ISIN		Annual Management Fee	1.20%
Total Net Assets (mil)	2023-10-31 3.07 EUR			Redemption Fee	-
				Depository Fee	0.10%

Este documento no ha sido verificado ni aprobado por la Comisión Nacional del Mercado de Valores. La información que contiene no constituye una oferta de inversión, ni un documento informativo oficial de la institución en él mencionada ni tampoco un extracto del mismo. March Gestión de Fondos, S.G.I.I.C., S.A.U. y Banca March, S.A. no se hacen responsables del uso que haga el receptor de esta información. Téngase también en cuenta que rentabilidades pasadas no garantizan rentabilidades futuras.

Effective 28/10/2020, this fund's investment strategy changed to the extent that its record prior to that date is not relevant to its new format. Performance prior to that date is not shown.

© 2023 Morningstar. All Rights Reserved. The information, data, analyses and opinions ("Information") contained herein: (1) include the proprietary information of Morningstar and Morningstar's third party licensors; (2) may not be copied or redistributed except as specifically authorised; (3) do not constitute investment advice; (4) are provided solely for informational purposes; (5) are not warranted to be complete, accurate or timely; and (6) may be drawn from fund data published on various dates. Morningstar is not responsible for any trading decisions, damages or other losses related to the Information or its use. Please verify all of the Information before using it and don't make any investment decision except upon the advice of a professional financial adviser. Past performance is no guarantee of future results. The value and income derived from investments may go down as well as up.