

Plan de Pensiones Westinghouse PP

Fund Benchmark

15% STOXX Europe 50 PR EUR + 42,5% Euribor 3 Month EUR + 42,5% Merrill Lynch Euro—

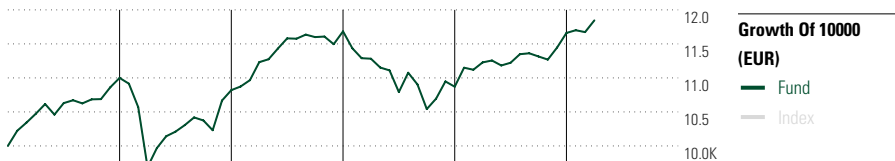
Gov. Bond Index

Used throughout report

Investment Objective

-

Morningstar Rating™



Year	2019	2020	2021	2022	2023	03/24	Performance
Fund	9.99	-1.63	7.98	-6.96	7.27	1.59	Fund
Index	-	-	-	-	-	-	+/- Index

Risk Measures

3-Yr Alpha	-	3-Yr Sharpe Ratio	0.15
3-Yr Beta	-	3-Yr Std Dev	4.88
R-Squared	-	3-Yr Risk	-
Information Ratio	-	5-Yr Risk	-
Tracking Error	-	10-Yr Risk	-

Calculations use 15% STOXX Europe 50 PR EUR + 42,5% Euribor 3 Month EUR + 42,5% Merrill Lynch Euro Gov. Bond Index (where applicable)

Trailing Returns

Return %	+/-Idx
(31 Mar 2024)	
YTD	1.59 -
3 Months	1.59 -
6 Months	4.69 -
1 Year	5.50 -
3 Years Annualised	1.79 -
5 Years Annualised	2.49 -

Morningstar® Category

Euro Cautious Balanced PP

Quarterly Returns

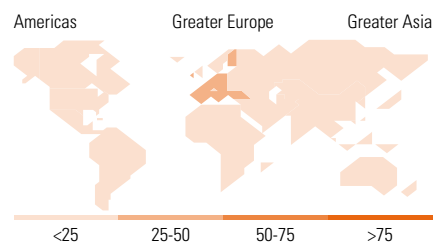
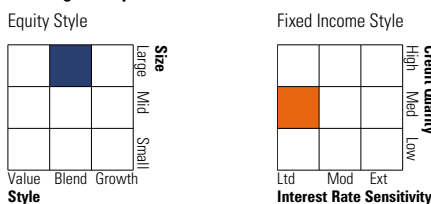
	1st qtr	2nd qtr	3rd qtr	4th qtr
2024	1.59	-	-	-
2023	3.29	-0.05	0.82	3.05
2022	-3.44	-4.34	-2.32	3.12
2021	3.80	3.11	0.16	0.73
2020	-11.91	5.37	1.62	4.30

Portfolio 31 Mar 2024

Asset Allocation

	% Long	% Short	% Net
Stocks	24.56	0.00	24.56
Bonds	73.31	0.41	72.90
Cash	17.86	15.47	2.39
Other	0.17	0.02	0.15

Morningstar Style Box™



Top 10 Holdings

Sector	% Port.
Euro Bobl Future June...	13.73
Spain (Kingdom of)2024-05-31	4.57
Muzinich Gbl Mkt...	3.11
Germany (Federal Republic...	1.93
Robeco Corporate Hybrid Bonds...	1.83
La Française Sub Debt C	1.64
Samsung Electronics Co Ltd DR	1.36
France (Republic Of)2024-11-25	1.29
Italy (Republic Of)2024-08-15	1.28
Sanofi SA	1.23
Total Stock Holdings	32
Total Bond Holdings	77
Assets in Top 10 Holdings %	31.96

Sector Weightings

	% Equity
Cyclical	26.00
Basic Materials	17.54
Consumer Cyclical	5.49
Financial Services	0.67
Real Estate	2.30
Sensitive	41.08
Communication Services	2.05
Energy	10.83
Industrials	16.91
Technology	11.30
Defensive	32.92
Consumer Defensive	15.05
Healthcare	17.74
Utilities	0.12

World Regions

	% Equity
Americas	23.03
United States	12.80
Canada	9.52
Latin America	0.72
Greater Europe	63.26
United Kingdom	7.05
Eurozone	40.08
Europe - ex Euro	16.04
Europe - Emerging	0.08
Middle East / Africa	0.00
Greater Asia	13.71
Japan	6.02
Australasia	0.12
Asia - Developed	5.63
Asia - Emerging	1.93

Operations

Fund Company	March Gestión de Pensiones EGFP	Domicile	Spain	Minimum Initial Purchase	1 Share
Website	www.bancamarch.es	Currency	EUR	Minimum Additional Purchase	1 Share
Inception Date	29 Dec 2005	UCITS	No	Exit Charge	-
Fund Manager	Francisco Javier Pérez Fernández	Inc/Acc	Acc	Exit Charge	-
	Francisco Herrero Pérez-Griffo	ISIN		Annual Management Fee	0.50%
NAV (31 Mar 2024)	11.52 EUR			Redemption Fee	-
				Depository Fee	0.10%

Este documento no ha sido verificado ni aprobado por la Comisión Nacional del Mercado de Valores. La información que contiene no constituye una oferta de inversión, ni un documento informativo oficial de la institución en él mencionada ni tampoco un extracto del mismo. March Gestión de Fondos, S.G.I.I.C., S.A.U. y Banca March, S.A. no se hacen responsables del uso que haga el receptor de esta información. Téngase también en cuenta que rentabilidades pasadas no garantizan rentabilidades futuras.

© 2024 Morningstar. All Rights Reserved. The information, data, analyses and opinions ("Information") contained herein: (1) include the proprietary information of Morningstar and Morningstar's third party licensors; (2) may not be copied or redistributed except as specifically authorised; (3) do not constitute investment advice; (4) are provided solely for informational purposes; (5) are not warranted to be complete, accurate or timely; and (6) may be drawn from fund data published on various dates. Morningstar is not responsible for any trading decisions, damages or other losses related to the Information or its use. Please verify all of the Information before using it and don't make any investment decision except upon the advice of a professional financial adviser. Past performance is no guarantee of future results. The value and income derived from investments may go down as well as up.

Total Net Assets (mil)	2024-03-31	15.44 EUR
---------------------------	------------	-----------

Este documento no ha sido verificado ni aprobado por la Comisión Nacional del Mercado de Valores. La información que contiene no constituye una oferta de inversión, ni un documento informativo oficial de la institución en él mencionada ni tampoco un extracto del mismo. March Gestión de Fondos, S.G.I.I.C., S.A.U. y Banca March, S.A. no se hacen responsables del uso que haga el receptor de esta información. Téngase también en cuenta que rentabilidades pasadas no garantizan rentabilidades futuras.

© 2024 Morningstar. All Rights Reserved. The information, data, analyses and opinions ("Information") contained herein: (1) include the proprietary information of Morningstar and Morningstar's third party licensors; (2) may not be copied or redistributed except as specifically authorised; (3) do not constitute investment advice; (4) are provided solely for informational purposes; (5) are not warranted to be complete, accurate or timely; and (6) may be drawn from fund data published on various dates. Morningstar is not responsible for any trading decisions, damages or other losses related to the Information or its use. Please verify all of the Information before using it and don't make any investment decision except upon the advice of a professional financial adviser. Past performance is no guarantee of future results. The value and income derived from investments may go down as well as up.

