

Plan Pensión Creciente PP

Fund Benchmark

75% Euribor 3 Month EUR + 25% Merrill Lynch Euro Gov. Bond Index

Used throughout report

Investment Objective

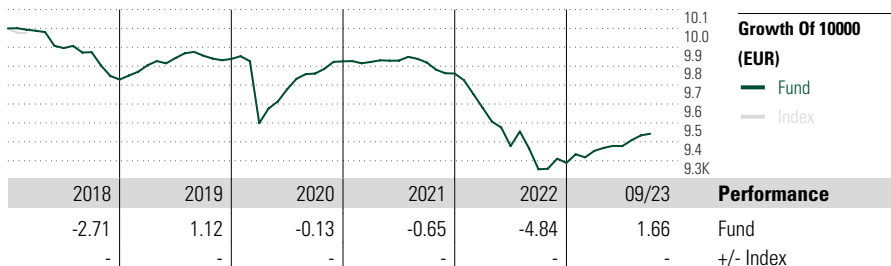
-

Morningstar Rating™

—

Morningstar® Category

Euro Short Bond PP



Performance

Fund
 +/- Index

Risk Measures

3-Yr Alpha	-	3-Yr Sharpe Ratio	-
3-Yr Beta	-	3-Yr Std Dev	-
R-Squared	-	3-Yr Risk	-
Information Ratio	-	5-Yr Risk	-
Tracking Error	-	10-Yr Risk	-

Calculations use 75% Euribor 3 Month EUR + 25% Merrill Lynch Euro Gov. Bond Index (where applicable)

Trailing Returns

(30 Sep 2023)

	Return %	+/-Idx
YTD	1.66	-
3 Months	-	-
6 Months	0.97	-
1 Year	2.03	-
3 Years Annualised	-1.10	-
5 Years Annualised	-0.89	-

Quarterly Returns

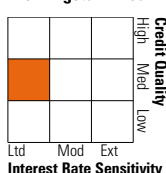
	1st qtr	2nd qtr	3rd qtr	4th qtr
2023	0.68	-	-	-
2022	-1.86	-2.11	-1.31	0.37
2021	-0.03	0.07	-0.10	-0.59
2020	-3.46	1.89	0.86	0.66
2019	0.78	0.39	0.13	-0.17

Portfolio 31 Oct 2023

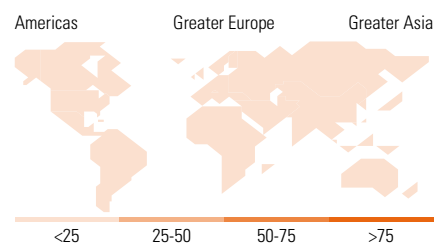
Asset Allocation

	% Long	% Short	% Net
Stocks	0.00	0.00	0.00
Bonds	74.72	0.00	74.72
Cash	24.76	0.00	24.76
Other	0.52	0.00	0.52

Morningstar Fixed Income Style Box™



Effective Duration (Y)	0.88
Effective Maturity (Y)	0.99
Avg Credit Quality	BBB



Top 10 Holdings

	% Port.
Italy (Republic Of)2023-11-29	6.95
Spain (Kingdom of)2024-05-31	4.02
Muzinich Enhancedyield S-T HEUR Acc A	3.85
Germany (Federal Republic Of)2023-12-15	3.72
Spain (Kingdom of)2024-07-05	2.91
Italy (Republic Of)2024-08-15	2.90
ITV PLC2023-12-01	2.53
Spain (Kingdom of)2024-06-07	1.95
TechnipFMC PLC2023-10-18	1.80
Intesa Sanpaolo S.p.A.2024-03-13	1.26
Total Stock Holdings	0
Total Bond Holdings	104
Assets in Top 10 Holdings %	31.86

Maturity Range

	%
1 to 3	43.43
3 to 5	7.08
5 to 7	0.92
7 to 10	0.24
10 to 15	0.06
15 to 20	0.01
20 to 30	0.00
Over 30	0.00

Coupon Range

	%
0	23.14
0 to 4	64.18
4 to 6	10.75
6 to 8	1.87
8 to 10	0.06
10 to 12	0.00
Over 12	0.01

Operations

Fund Company	March Gestión de Pensiones EGFP	Domicile	Spain	Minimum Initial Purchase	1 Share
Website	www.bancamarch.es	Currency	EUR	Minimum Additional Purchase	1 Share
Inception Date	8 Aug 2003	UCITS	No	Exit Charge	-
Fund Manager	Marta González	Inc/Acc	Acc	Exit Charge	-
	Francisco Herrero	ISIN		Annual Management Fee	0.85%
	Pérez-Griffo			Redemption Fee	-
NAV (30 Sep 2023)	7.15 EUR			Depository Fee	0.10%
Total Net Assets (mil)	2023-10-31	40.75 EUR			

Este documento no ha sido verificado ni aprobado por la Comisión Nacional del Mercado de Valores. La información que contiene no constituye una oferta de inversión, ni un documento informativo oficial de la institución en él mencionada ni tampoco un extracto del mismo. March Gestión de Fondos, S.G.I.I.C., S.A.U. y Banca March, S.A. no se hacen responsables del uso que haga el receptor de esta información. Téngase también en cuenta que rentabilidades pasadas no garantizan rentabilidades futuras.

© 2023 Morningstar. All Rights Reserved. The information, data, analyses and opinions ("Information") contained herein: (1) include the proprietary information of Morningstar and Morningstar's third party licensors; (2) may not be copied or redistributed except as specifically authorised; (3) do not constitute investment advice; (4) are provided solely for informational purposes; (5) are not warranted to be complete, accurate or timely; and (6) may be drawn from fund data published on various dates. Morningstar is not responsible for any trading decisions, damages or other losses related to the Information or its use. Please verify all of the Information before using it and don't make any investment decision except upon the advice of a professional financial adviser. Past performance is no guarantee of future results. The value and income derived from investments may go down as well as up.