

March Flexible Max 30 A FI

Fund Benchmark

1.5% MSCI Emerging Markets TR, 10% EONIA Capitalización Capital, 5.5% Stoxx 600 Europe★★★
TR EUR, 1% Topix 100 TR EUR, 80% Bloomberg Euro Agg 3-5 Yr TR EUR, 2% S&P 500 TR EUR

Used throughout report

Investment Objective

-

Risk Measures

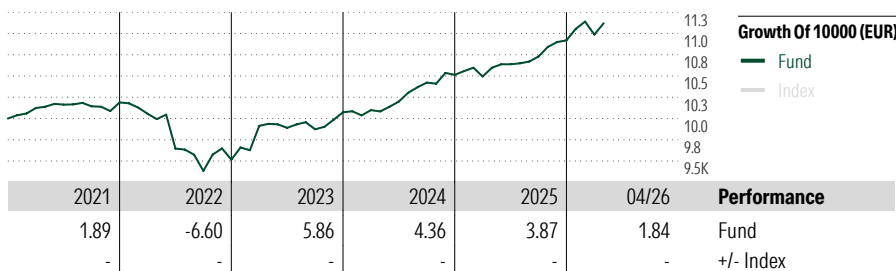
3-Yr Alpha	-	3-Yr Sharpe Ratio	0.40
3-Yr Beta	-	3-Yr Std Dev	2.13
R-Squared	-	3-Yr Risk	Low
Information Ratio	-	5-Yr Risk	Low
Tracking Error	-	10-Yr Risk	-

Calculations use 1.5% MSCI Emerging Markets TR, 10% EONIA Capitalización Capital, 5.5% Stoxx 600 Europe TR EUR, 1% Topix 100 TR EUR, 80% Bloomberg Euro Agg 3-5 Yr TR EUR, 2% S&P 500 TR EUR (where applicable)

Morningstar Rating™

Morningstar® Category

EUR Cautious Allocation



Trailing Returns

(30 Apr 2026)

	Return %	+/-Idx
YTD	1.84	-
3 Months	0.60	-
6 Months	2.57	-
1 Year	4.93	-
3 Years Annualised	3.82	-
5 Years Annualised	1.87	-

Quarterly Returns

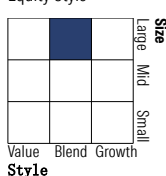
	1st qtr	2nd qtr	3rd qtr	4th qtr
2026	0.62	-	-	-
2025	-0.18	1.36	0.86	1.78
2024	0.25	1.00	2.18	0.87
2023	4.17	-0.23	-0.17	2.03
2022	-1.30	-4.08	-2.72	1.41

Portfolio 30 Apr 2026

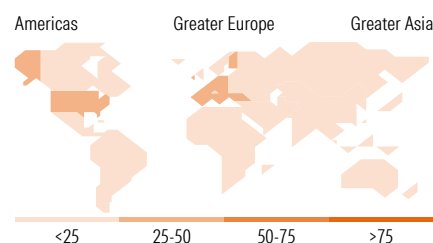
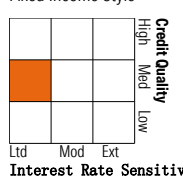
Asset Allocation	% Long	% Short	% Net
Stocks	18.49	0.00	18.49
Bonds	75.74	0.00	75.74
Cash	4.30	3.41	0.90
Other	4.88	0.00	4.88

Morningstar Style Box™

Equity Style



Fixed Income Style



Top 10 Holdings

	Sector	% Port.
European Union2028-12-05	-	7.19
Germany (Federal Republic...)	-	6.19
Netherlands (Kingdom...)	-	4.76
WisdomTree Core Physical Gold	-	4.14
Italy (Republic Of)2027-06-01	-	3.54
Germany (Federal Republic...)	-	3.35
Spain (Kingdom of)2028-10-31	-	3.26
Netherlands (Kingdom...)	-	3.04
iShares Core MSCI EM IMI ETF...	-	2.96
Neuberger Berman Shrt DurEM...	-	2.15
Total Stock Holdings		35
Total Bond Holdings		38
Assets in Top 10 Holdings %		40.58

Sector Weightings

	% Equity
Cyclical	28.87
Basic Materials	4.64
Consumer Cyclical	8.62
Financial Services	11.67
Real Estate	3.94
Sensitive	53.99
Communication Services	8.13
Energy	5.18
Industrials	10.42
Technology	30.26
Defensive	17.14
Consumer Defensive	5.40
Healthcare	5.35
Utilities	6.39

World Regions

	% Equity
Americas	43.25
United States	41.42
Canada	0.01
Latin America	1.82
Greater Europe	36.61
United Kingdom	0.72
Eurozone	28.71
Europe - ex Euro	4.77
Europe - Emerging	0.60
Middle East / Africa	1.80
Greater Asia	20.15
Japan	0.25
Australasia	1.28
Asia - Developed	10.11
Asia - Emerging	8.51

Operations

Fund Company	March Asset Management SGIC	Domicile	Spain
Website	www.march-am.com	Currency	EUR
Inception Date	21 May 2018	UCITS	Yes
Fund Manager	Not Disclosed	Inc/Acc	Acc
NAV (30 Apr 2026)	8.77 EUR	ISIN	ES0175426008
Total Net Assets (mil)	2026-04-30		28.39 EUR

Este documento no ha sido verificado ni aprobado por la Comisión Nacional del Mercado de Valores. La información que contiene no constituye una oferta de inversión, ni un documento informativo oficial de la institución en él mencionada ni tampoco un extracto del mismo. March Gestión de Fondos, S.G.I.I.C., S.A.U. y Banca March, S.A. no se hacen responsables del uso que haga el receptor de esta información. Téngase también en cuenta que rentabilidades pasadas no garantizan rentabilidades futuras.

© 2026 Morningstar. All Rights Reserved. The information, data, analyses and opinions ("Information") contained herein: (1) include the proprietary information of Morningstar and Morningstar's third party licensors; (2) may not be copied or redistributed except as specifically authorised; (3) do not constitute investment advice; (4) are provided solely for informational purposes; (5) are not warranted to be complete, accurate or timely; and (6) may be drawn from fund data published on various dates. Morningstar is not responsible for any trading decisions, damages or other losses related to the Information or its use. Please verify all of the Information before using it and don't make any investment decision except upon the advice of a professional financial adviser. Past performance is no guarantee of future results. The value and income derived from investments may go down as well as up.