

Horizonte Global FI

Fund Benchmark

Not Benchmarked

Used throughout report

Investment Objective

-

Risk Measures

3-Yr Alpha	-	3-Yr Sharpe Ratio	0.71
3-Yr Beta	-	3-Yr Std Dev	11.11
R-Squared	-	3-Yr Risk	bel avg
Information Ratio	-	5-Yr Risk	bel avg
Tracking Error	-	10-Yr Risk	Avg

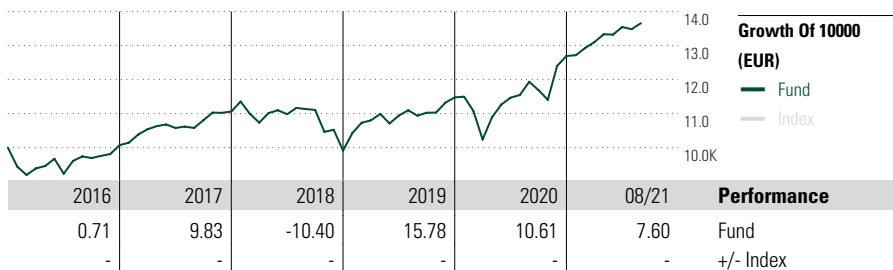
Calculations use Not Benchmarked (where applicable)

Morningstar Rating™

★★★

Morningstar® Category

EUR Aggressive Allocation



Trailing Returns

(31 Aug 2021)

	Return %	+/-Idx
YTD	7.60	-
3 Months	2.53	-
6 Months	5.65	-
1 Year	14.45	-
3 Years Annualised	7.05	-
5 Years Annualised	6.99	-

Quarterly Returns

	1st qtr	2nd qtr	3rd qtr	4th qtr
2021	3.21	3.40	-	-
2020	-10.78	12.00	1.94	8.58
2019	8.96	1.31	0.76	4.09
2018	-2.96	2.32	1.13	-10.76
2017	4.65	0.35	2.14	2.39

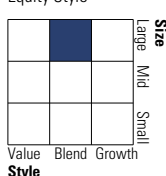
Portfolio 31 Aug 2021

Asset Allocation

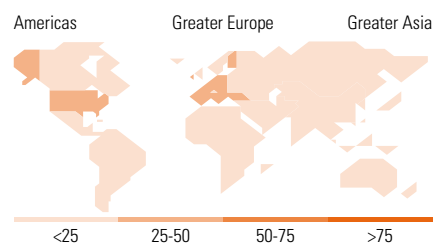
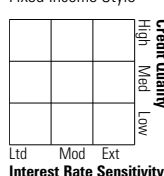
	% Long	% Short	% Net
Stocks	86.22	5.97	80.25
Bonds	1.02	0.34	0.69
Cash	28.79	13.13	15.66
Other	3.42	0.02	3.40

Morningstar Style Box™

Equity Style



Fixed Income Style



Top 10 Holdings

Stock	Sector	% Port.
Schroder GAIA Egerton Equity C...	—	3.01
MS INVF Europe Opportunity Z	—	2.60
Capital Group New Pers (LUX)...	—	2.47
Vontobel US Equity I USD	—	2.46
Fidelity FAST Europe Y-ACC-EUR	—	2.42
Bellevue (Lux) BB Adamant Dglt...	—	2.29
Janus Henderson Horizon Bio E2...	—	2.23
Thematics Safety N1/A USD	—	2.21
Berkshire Hathaway Inc Class B	🏠	2.19
Aubrey Global Emerging Markets...	—	2.19
Total Stock Holdings		34
Total Bond Holdings		0
Assets in Top 10 Holdings %		24.07

Sector Weightings

Sector	% Equity
Cyclical	34.71
Basic Materials	7.21
Consumer Cyclical	10.44
Financial Services	14.90
Real Estate	2.16
Sensitive	46.06
Communication Services	8.68
Energy	4.04
Industrials	11.13
Technology	22.21
Defensive	19.23
Consumer Defensive	6.63
Healthcare	11.56
Utilities	1.05

World Regions

Region	% Equity
Americas	42.66
United States	39.04
Canada	0.87
Latin America	2.75
Greater Europe	40.30
United Kingdom	5.84
Eurozone	26.66
Europe - ex Euro	7.55
Europe - Emerging	0.19
Middle East / Africa	0.05
Greater Asia	17.05
Japan	3.16
Australasia	0.16
Asia - Developed	3.93
Asia - Emerging	9.80

Operations

Fund Company	March Asset Management SGIIC	Domicile	Spain	Minimum Initial Purchase	1 Share
Website	www.march-am.com	Currency	EUR	Minimum Additional Purchase	-
Inception Date	6 Oct 1997	UCITS	Yes	Exit Charge	-
Fund Manager	José María Botella González	Inc/Acc	Acc	Exit Charge	-
NAV (31 Aug 2021)	17.69 EUR	ISIN	ES0110086032	Annual Management Fee	0.35%
Total Net Assets (mil)	2021-08-31 22.09 EUR			Redemption Fee	-
				Depository Fee	0.10%

Este documento no ha sido verificado ni aprobado por la Comisión Nacional del Mercado de Valores. La información que contiene no constituye una oferta de inversión, ni un documento informativo oficial de la institución en él mencionada ni tampoco un extracto del mismo. March Gestión de Fondos, S.G.I.I.C., S.A.U. y Banca March, S.A. no se hacen responsables del uso que haga el receptor de esta información. Téngase también en cuenta que rentabilidades pasadas no garantizan rentabilidades futuras.

© 2021 Morningstar. All Rights Reserved. The information, data, analyses and opinions ("Information") contained herein: (1) include the proprietary information of Morningstar and Morningstar's third party licensors; (2) may not be copied or redistributed except as specifically authorised; (3) do not constitute investment advice; (4) are provided solely for informational purposes; (5) are not warranted to be complete, accurate or timely; and (6) may be drawn from fund data published on various dates. Morningstar is not responsible for any trading decisions, damages or other losses related to the Information or its use. Please verify all of the Information before using it and don't make any investment decision except upon the advice of a professional financial adviser. Past performance is no guarantee of future results. The value and income derived from investments may go down as well as up.