

# March Mixto EPSV

## Fund Benchmark

Used throughout report

### Investment Objective

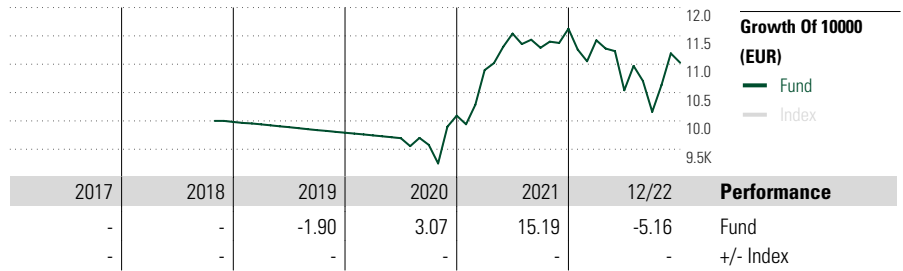
-

## Morningstar Rating™

★★★★★

## Morningstar® Category

Euro Aggressive Balanced PP



## Risk Measures

Metric	Value	Metric	Value
3-Yr Alpha	2.47	3-Yr Sharpe Ratio	0.48
3-Yr Beta	0.47	3-Yr Std Dev	10.18
R-Squared	49.78	3-Yr Risk	Low
Information Ratio	0.04	5-Yr Risk	-
Tracking Error	10.83	10-Yr Risk	-

## Trailing Returns

(31 Dec 2022)

Period	Return %	+/-Idx
YTD	-5.16	-
3 Months	8.53	-
6 Months	4.61	-
1 Year	-5.16	-
3 Years Annualised	4.04	-
5 Years Annualised	-	-

## Quarterly Returns

Year	1st qtr	2nd qtr	3rd qtr	4th qtr
2022	-1.75	-7.72	-3.61	8.53
2021	7.96	5.91	-2.17	2.97
2020	-0.48	-0.50	-1.22	5.38
2019	-0.42	-0.50	-0.53	-0.47

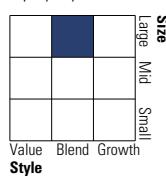
## Portfolio 31 Dec 2022

### Asset Allocation

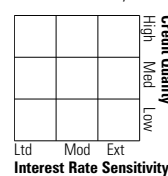
Asset Class	% Long	% Short	% Net
Stocks	59.09	0.00	59.09
Bonds	33.74	0.00	33.74
Cash	7.17	0.00	7.17
Other	0.00	0.00	0.00

### Morningstar Style Box™

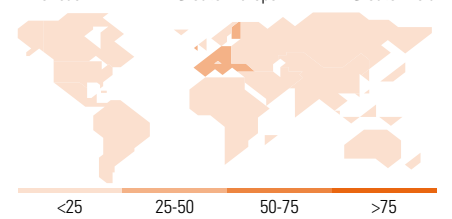
Equity Style



Fixed Income Style



Americas Greater Europe Greater Asia



### Top 10 Holdings

Company	Sector	% Port.
Spain (Kingdom of)2024-04-30	-	33.74
Aryzta AG	🏭	4.29
Subsea 7 SA	🏠	3.13
Essilorluxottica	👓	2.86
SLB	🔥	2.75
Schaeffler AG Participating...	🏭	2.51
Sanofi SA	🏥	2.50
T Hasegawa Co Ltd	🏭	2.42
Treasury Wine Estates Ltd	🏠	2.32
Roche Holding AG	🏥	2.27
Total Stock Holdings		33
Total Bond Holdings		1
Assets in Top 10 Holdings %		58.79

### Sector Weightings

Sector	% Equity
<b>Cyclical</b>	<b>24.59</b>
Basic Materials	14.39
Consumer Cyclical	6.86
Financial Services	-
Real Estate	3.34
<b>Sensitive</b>	<b>34.34</b>
Communication Services	-
Energy	11.82
Industrials	14.33
Technology	8.18
<b>Defensive</b>	<b>41.07</b>
Consumer Defensive	22.21
Healthcare	16.04
Utilities	2.83

### World Regions

Region	% Equity
<b>Americas</b>	<b>19.06</b>
United States	14.41
Canada	4.65
Latin America	0.00
<b>Greater Europe</b>	<b>63.01</b>
United Kingdom	10.80
Eurozone	34.28
Europe - ex Euro	17.93
Europe - Emerging	0.00
Middle East / Africa	0.00
<b>Greater Asia</b>	<b>17.93</b>
Japan	6.69
Australasia	3.92
Asia - Developed	3.00
Asia - Emerging	4.31

## Operations

Item	Value	Item	Value
Fund Company	March Asset Management SGIIC	Domicile	Spain
Website	www.march-am.com	Currency	EUR
Inception Date	16 Nov 2018	UCITS	No
Fund Manager		Inc/Acc	Acc
NAV (31 Dec 2022)	11.03 EUR	ISIN	
Total Net Assets (mil)	2022-12-31: 0.35 EUR	Minimum Initial Purchase	30
		Minimum Additional Purchase	30
		Exit Charge	-
		Exit Charge	-
		Annual Management Fee	1.50%
		Redemption Fee	-
		Depository Fee	0.10%

Este documento no ha sido verificado ni aprobado por la Comisión Nacional del Mercado de Valores. La información que contiene no constituye una oferta de inversión, ni un documento informativo oficial de la institución en él mencionada ni tampoco un extracto del mismo. March Gestión de Fondos, S.G.I.I.C., S.A.U. y Banca March, S.A. no se hacen responsables del uso que haga el receptor de esta información. Téngase también en cuenta que rentabilidades pasadas no garantizan rentabilidades futuras.

© 2023 Morningstar. All Rights Reserved. The information, data, analyses and opinions ("Information") contained herein: (1) include the proprietary information of Morningstar and Morningstar's third party licensors; (2) may not be copied or redistributed except as specifically authorised; (3) do not constitute investment advice; (4) are provided solely for informational purposes; (5) are not warranted to be complete, accurate or timely; and (6) may be drawn from fund data published on various dates. Morningstar is not responsible for any trading decisions, damages or other losses related to the Information or its use. Please verify all of the Information before using it and don't make any investment decision except upon the advice of a professional financial adviser. Past performance is no guarantee of future results. The value and income derived from investments may go down as well as up.