

March International March Alternative Strategies C EUR Accumulation

Fondsbenchmark

(Gültig für den gesamten Bericht)

Anlageziel

The objective of this Sub-Fund is to provide its investors with capital growth, mainly by investing in units of UCITS and/or UCIs offering different strategies and the philosophy of which is to achieve an absolute performance. At least two thirds of the assets, excluding cash, will be invested at all times in UCITS and/or UCIs having notably (but not limited to) the following alternative investment styles: "Long Short Equity", "Event-Driven", "Macro", "Relative-Value" and "Protection" (as defined below). The Sub-Fund's...

Risikokennzahlen

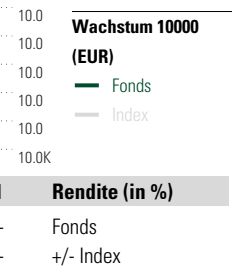
| | | |
|-------------------|-------------------|---|
| Alpha | - Sharpe Ratio | - |
| Beta | - Std. Abweichung | - |
| R ² | - 3 J. Risiko | - |
| Information Ratio | - 5 J. Risiko | - |
| Tracking Error | - 10 J. Risiko | - |

Morningstar Rating™

| 2016 | 2017 | 2018 | 2019 | 2020 |
|------|------|------|------|------|
| - | - | - | - | - |

Morningstar Kategorie™

Alt - Multistrategy



Rendite (in %)

| | |
|-----------|---|
| Fonds | - |
| +/- Index | - |

Rollierende Renditen (%) (31 Aug 2021)

| | Fonds | +/-Idx |
|--------------|-------|--------|
| Lfd. Jahr | - | - |
| 3 Monate | 0.40 | - |
| 6 Monate | - | - |
| 1 Jahr | - | - |
| 3 Jahre p.a. | - | - |
| 5 Jahre p.a. | - | - |

Quartalsrenditen (%)

| | 1. Qtr | 2. Qtr | 3. Qtr | 4. Qtr |
|--|--------|--------|--------|--------|
|--|--------|--------|--------|--------|

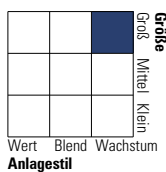
Portfolio 31 Aug 2021

Vermögensaufteilung (in %)

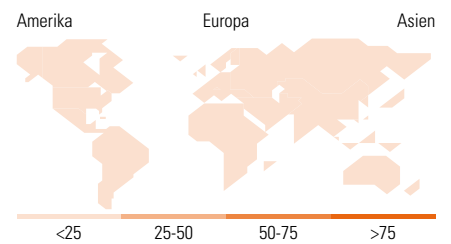
| | % Long | % Short | % Netto |
|----------|--------|---------|---------|
| Aktien | 41.94 | 24.24 | 17.70 |
| Anleihen | 29.45 | 0.28 | 29.17 |
| Cash | 72.06 | 39.34 | 32.71 |
| Sonstige | 20.73 | 0.30 | 20.43 |

Morningstar Style Box™

Anlagestil Aktien



Anlagestil Anleihen



Top 10 Positionen (in %)

| Positionen | Sektor | Portf. |
|--------------------------------------|--------|--------|
| Man GLG Alpha Select Alt INH... | - | 13.72 |
| Candriam Bds Crdt Opps I EUR Cap | - | 13.68 |
| FranklinK2 Bardin Hill Arb... | - | 10.75 |
| Amundi Fds Volatil Wld R EUR H C | - | 9.74 |
| JPM Global Macro Opps C (acc)... | - | 9.73 |
| Franklin K2 Emso EM UCITS... | - | 8.81 |
| Legg Mason BW Glb Inc Opt PR... | - | 6.84 |
| Groupama Trésorerie R | - | 5.44 |
| FranklinK2 Eil Str Cr... | - | 4.87 |
| FranklinK2 Elec Glb EOPFaccEURH1 | - | 4.85 |
| Positionen Aktien Gesamt | | 0 |
| Positionen Anleihen Gesamt | | 0 |
| % des Vermögens in Top 10 Positionen | | 88.44 |

Sektorengewichtung % Akt

| Sektor | % Akt |
|----------------------------|-------------|
| Zyklisch | 0.00 |
| Rohstoffe | - |
| Konsumgüter zyklisch | - |
| Finanzdienstleistungen | - |
| Immobilien | - |
| Sensibel | 0.00 |
| Telekommunikation | - |
| Energie | - |
| Industriewerte | - |
| Technologie | - |
| Defensiv | 0.00 |
| Konsumgüter nicht zyklisch | - |
| Gesundheitswesen | - |
| Versorger | - |

Keine Daten verfügbar

Stammdaten

| | | | | | |
|---------------------|----------------------------------|-------------------|---------------|------------------------------|-------|
| Fondsgesellschaft | FundRock Management Company S.A. | Domizil | Luxemburg | Einmalanlage | - |
| Internet | www.fundrock.com | Währung | EUR | Weitere Anlagen | - |
| Aufgagedatum | 27 Apr 2021 | UCITS | Ja | Rücknahme | - |
| Fondsmanager | | Ertragsverwendung | Thesaurierend | Rücknahme | - |
| NAV (31 Aug 2021) | 9.99 EUR | ISIN | LU2279928167 | Verwaltungsgebühr p.a. (max) | 3.00% |
| Fondsvolumen (Mio.) | 2021-08-31: 95.16 EUR | | | Rücknahmegebühr | - |
| | | | | Depotbankgebühr | - |