



MARCH CARTERA CONSERVADORA FI

January-2023

MARCH A.M.
 **BancaMarch**

INDEX

Macroeconomic and Market Overview

Monthly Portfolio Commentary

Development of your Portfolio

Return and Risk

Asset Allocation

Your Portfolio

Portfolio Movements

Fund Details

Annex

Macroeconomic and Market Overview

After a year of resilient economic growth, we believe that activity will eventually struggle in the coming quarters due to tighter financial conditions and higher energy prices. World GDP growth will remain at +1.5%, a level that represents less than half the average growth rate of the last 40 years. On the inflation side, although we have seen the ceiling, the path to normalisation will not be fast.

Although the time is not yet ripe for Central Banks to pause rate hikes (in the US not before 2023 and in Europe not until the third quarter), we believe that current IRR levels already offer protection and attractive yield potential. Stock markets have started a new rebound from their lows, however, we will continue to be immersed in a context marked by economic growth in clear deceleration, a scenario that is not yet discounted in corporate earnings; something that is not consistent with the periods of recession of the same, which have always recorded falls. This is why, as 2023 progresses, stock markets should slow down their rebound.

Monthly Portfolio Commentary

The performance of its portfolio stood at -0.56% in December compared to -3.84% for its benchmark. The cumulative return for the year 2022 is -8.81% compared to -10.46% for its benchmark.

76.78% of the portfolio is already classified as article 8 or 9 according to the Disclosure Regulation (SFDR) and the Sustainability Weighted Promotional Ratio stands at 60.03%.

When investing in the different strategies we are taking on different currency risks. To avoid adding volatility to the portfolio, the decision is made to hedge, to a large extent, the currency risk. This investment policy that we maintain in the portfolio in relation to hedging currency risk (mainly the dollar) explains to a large extent the negative differential we maintain with the benchmark index. In fixed income, short-term strategies and greater exposure to quality credit, the portfolio's main bets, are outperforming the rest of fixed income assets, in a general environment of sharp falls. Most strategies remain stable in terms of performance, however, we highlight the returns through the Nordea - European Covered Bonds and Emerging Market local Debt strategies, both with 1.48% and 1.19% monthly returns, respectively. On the other hand, the largest reversals came from the NN L Green Bond strategy.

The overweight in alternative management strategies has decreased. The PHYS GOLD ETF is the main contributor to the month's performance with a rise of almost 2.70%. The average of the other alternative strategies' returns is positive at around 0.96%, this month higher than the -0.14% of the fixed income strategies and higher than the -3.35% of the equity strategies.

This month's performance in equities was generally negative. Within these negative returns, the best performing strategies were Morgan Stanley - Global Sustain and March Intl - Vini Catena, with returns of -0.74% and -1.05%, respectively. Geographically, there was no major difference in the performance of the different strategies in December.

Among the most noteworthy movements was the decrease in the overweighting of alternative management strategies. With the liquidity generated, we increased our position in strategies that are classified as article 8 in SFDR such as Amundi's S&P 500 index fund strategy, Morgan Stanley - Global Sustain and Muzin-Glob SHT Dur.

In the current complex market environment, the portfolio's bias is very conservative within its profile, with low durations and high preference for quality credit and underweight in equities.

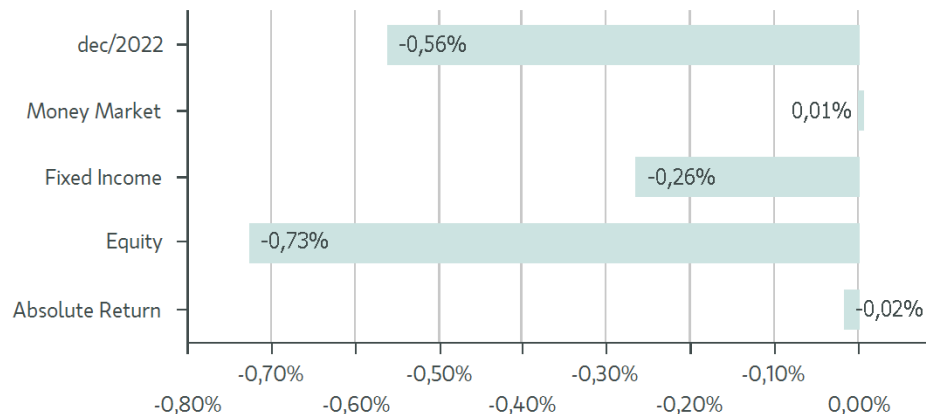
Development of your Portfolio



Monthly Return

	jan	feb	mar	apr	may	jun	jul	aug	sep	oct	nov	dec	YTD
2022	-2,06%	-1,53%	0,16%	-1,88%	-0,78%	-3,29%	2,37%	-1,31%	-3,09%	0,95%	2,01%	-0,56%	-8,81%
2021	-0,34%	-0,08%	0,21%	0,83%	0,19%	0,36%	0,26%	0,33%	-0,80%	0,32%	-0,76%	0,59%	1,11%
2020	-0,07%	-1,89%	-6,02%	3,21%	1,69%	1,20%	1,34%	1,11%	-0,44%	-0,54%	3,04%	1,28%	3,61%
2019	2,44%	1,19%	0,36%	0,65%	-1,06%	1,13%	0,20%	-0,59%	0,05%	0,01%	0,79%	0,62%	5,90%
2018	0,56%	-0,94%	-0,90%	0,78%	-0,09%	-0,62%	0,59%	-0,58%	-0,09%	-2,86%	-0,39%	-2,23%	-6,63%
2017	0,42%	0,84%	0,38%	0,63%	0,36%	-0,36%	0,13%	-0,10%	0,56%	0,72%	-0,38%	0,03%	3,28%

Monthly Return per Asset Class



The monthly contribution of each category is calculated as the 1-month return in EUR of each underlying fund weighted by category as at 31/12/2022.
 Past performance does not predict future results.

Yearly Rolling Return



Rolling 12 month return

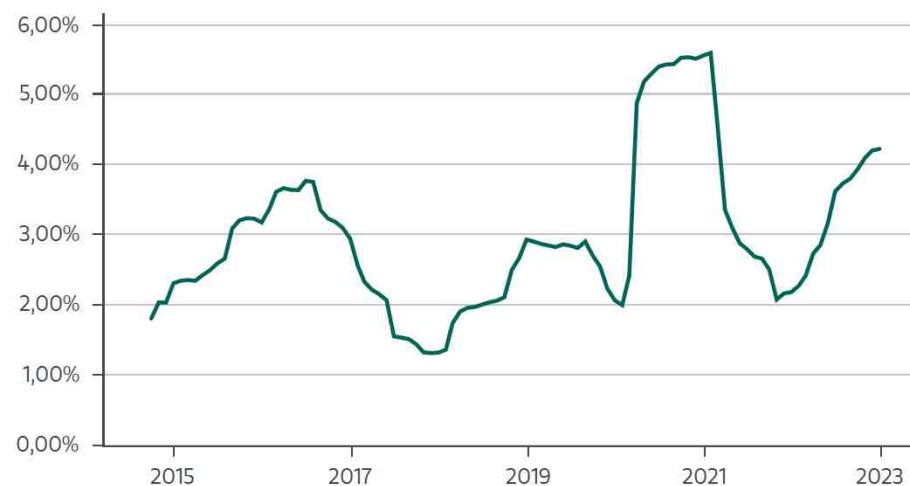
Return data as of 31/12/2022 net of fees.
 Fuente: March A.M.

Risk / Return Ratio

Return last month	-0,56%
Return 3 months	2,40%
Return year to date	-8,81%
Return 1 year	-8,81%
Return 3 year	-4,45%
Volatility	4,23%
VaR at 99%	0,62%
Maximum Drawdown	-12,60%

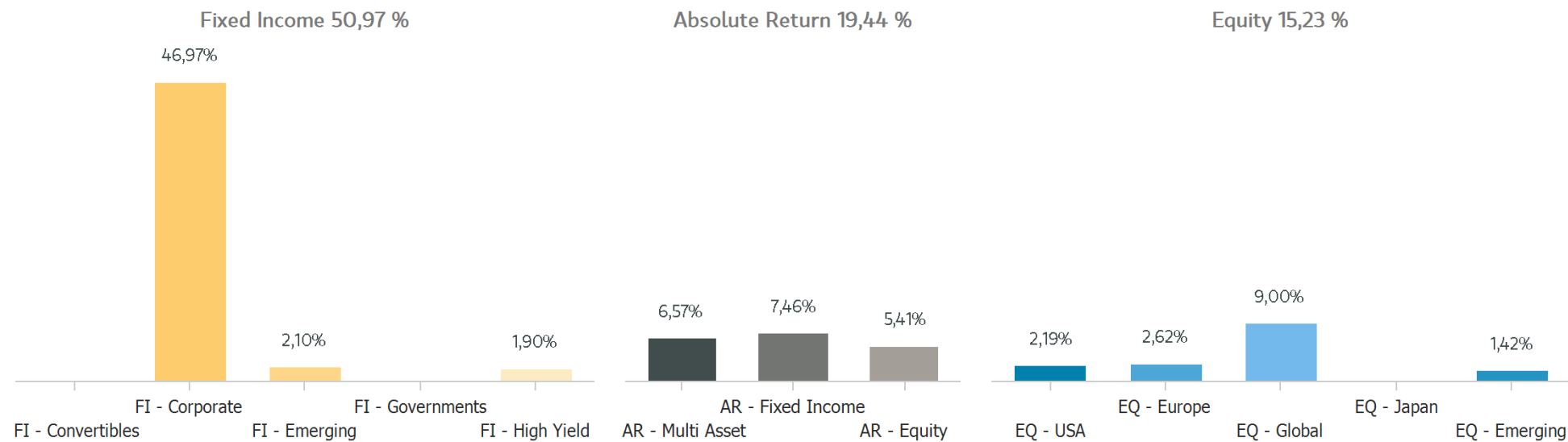
Data as of 31/12/2022 since 30/09/2013. Volatility and VaR calculated on a 12 month period with daily data.

Volatility



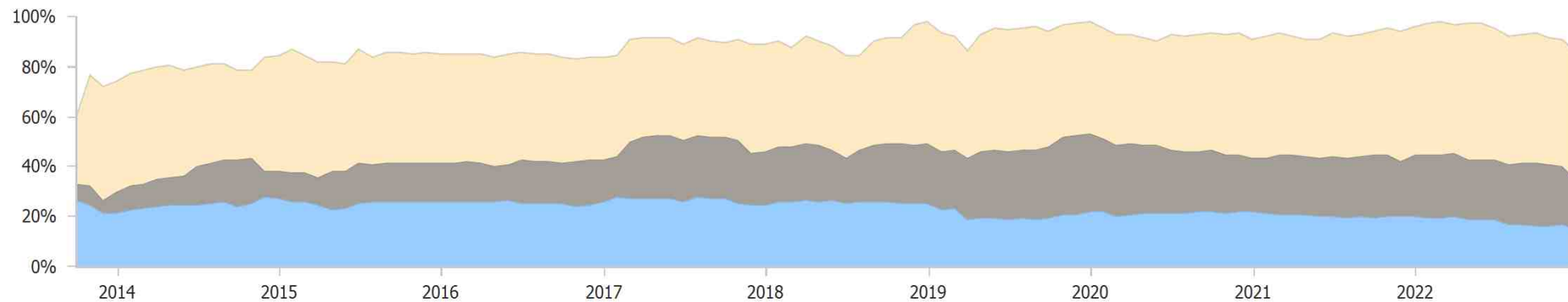
Rolling 12 month daily volatility

Subasset Class allocation



Portfolio data as of 31/12/2022

Change in Asset Allocation



Data as of 31/12/2022 since 30/09/2013 of the monthly asset class distribution. Mutual Funds exposure, excluding other type of assets.
Source: March A.M.

Your Portfolio

Fund	Asset Class	Weight	Return				
			1 month	3 months	6 months	YTD	1 year
GROUPAMA TRESORERIE RC EUR	LI - Liquidity	4,28%	0,15%	0,32%	0,31%	-0,02%	-0,02%
UBAM AB RET L VOL FX INC-I+pc	FI - Corporate	2,04%	-0,07%	1,81%	0,88%	-2,37%	-2,37%
BNY SUSTAIN GLOBAL DYN BD EW	FI - Corporate	3,03%	-0,32%	0,48%	-0,78%	-7,29%	-7,29%
CANDR BDS FLOATING RATE N PI	FI - Corporate	4,60%	0,20%	0,45%	0,63%	-0,27%	-0,27%
LM-WA SHT DUR BLU CHP-PAHGD	FI - Corporate	3,04%	0,05%	1,67%	-1,34%	-8,02%	-8,02%
ALGEBRIS FINAN CR I EUR	FI - Corporate	2,57%	0,35%	8,62%	2,09%	-10,61%	-10,61%
NN L GREEN BOND I CAP EUR	FI - Corporate	2,47%	-4,22%	-0,89%	-6,09%	-21,64%	-21,64%
MARCH INTL-TORRENOVA LUX I EUR	FI - Corporate	2,31%	-1,20%	1,69%	-0,42%	-4,97%	-4,97%
EVLI SHORT CORP BOND IB EUR	FI - Corporate	3,54%	-0,18%	2,13%	1,17%	-6,11%	-6,11%
MARCH RENTA FIJA CP C	FI - Corporate	2,08%	0,16%	0,62%	0,34%	-1,00%	-1,00%
FONMARCH FI C	FI - Corporate	1,09%	-0,53%	0,64%	-1,26%	-6,94%	-6,94%
FLOSSBACH S BOND OPPOR IT EUR	FI - Corporate	2,27%	-0,78%	2,65%	1,28%	-8,98%	-8,98%
MUZIN-GLOB SHT DUR INV GR-HE	FI - Corporate	3,08%	0,40%	1,30%	0,71%	-4,99%	-4,99%
NORDEA 1-EUROP COV OPP-BIEUR	FI - Corporate	4,66%	1,51%	2,77%	1,74%	2,33%	2,33%
FRANK EURO TOT RETURN S EUR	FI - Corporate	1,99%	-1,69%	1,28%	-2,57%	-13,99%	-13,99%
JUPITER DYNAMIC BOND-IEURACC	FI - Corporate	3,22%	-1,84%	1,58%	-2,84%	0,00%	0,00%
M&G SUS TLRT CR INVE LI EU	FI - Corporate	3,21%	0,74%	4,15%	4,03%	-1,69%	-1,69%
KBI GLOBAL SUSTN INFR-DEUR	FI - Corporate	0,51%	-4,23%	5,79%	2,29%	-2,63%	-2,63%
FRKN EUR S DUR BD-EBEURACC	FI - Corporate	1,26%	-0,21%	0,10%	-0,72%	-2,80%	-2,80%
EDMOND R-BIG DATA-N2 HE EUR	FI - Emerging	0,50%	-2,98%	12,23%	0,63%	-18,23%	-18,23%
NORDEA 1 - EM ST L BF-BIUSD	FI - Emerging	0,79%	-2,25%	-0,83%	-0,12%	-6,85%	-6,85%

Your Portfolio

Fund	Asset Class	Weight	Return				
			1 month	3 months	6 months	YTD	1 year
BGF-ESG E/M BND-I2 EUR HDG	FI - Emerging	0,82%	0,33%	7,69%	1,20%	-19,86%	-19,86%
SKY US SH DR ST HG YD AC USD	FI - High Yield	1,90%	-3,89%	-5,51%	0,65%	-2,99%	-2,99%
AMUNDI S&P 500 ESG-IU-C	EQ - USA	0,96%	-9,48%	-1,26%	-0,45%	-13,11%	-13,11%
OYSTER US VALUE USDHDG IM ACC	EQ - USA	1,23%	-5,89%	1,54%	-1,00%	-3,33%	-3,33%
ELEVA LEADERS SM&MD CE-IEURA	EQ - Europe	0,52%	-2,07%	8,80%	2,11%	-22,79%	-22,79%
MARCH EUROPA C	EQ - Europe	0,77%	-1,82%	10,28%	1,57%	-8,44%	-8,44%
MAN GLG PAN EU EQ GR IFCEUR	EQ - Europe	0,53%	-3,57%	9,41%	4,76%	-25,39%	-25,39%
MARCH INTL-VALORES IBERIAN I EUR	EQ - Europe	0,79%	-0,18%	9,34%	-1,94%	-6,70%	-6,70%
MARCH INTL-VINI CATENA I EUR	EQ - Global	1,30%	-1,26%	6,41%	5,55%	-4,54%	-4,54%
MARCH INTL-FAMILY BUSINESSES I EUR	EQ - Global	1,35%	-2,88%	10,13%	6,79%	-10,15%	-10,15%
MARCH GLOBAL C	EQ - Global	1,10%	-1,65%	10,26%	6,71%	-4,71%	-4,71%
NATIXIS HARRIS AS GB EQ SAE	EQ - Global	0,98%	-6,78%	6,23%	0,56%	-11,92%	-11,92%
JSS SUS EQTY-SDG OPPO-BMX E	EQ - Global	1,13%	-7,06%	0,53%	-2,46%	-17,09%	-17,09%
MSIF-GLOBAL SUSTAIN-Z	EQ - Global	1,43%	-4,83%	-1,33%	-1,28%	-16,05%	-16,05%
BROWN ADV GLBL- B USD	EQ - Global	0,84%	-6,82%	1,77%	1,69%	-14,78%	-14,78%
AUBREY CM-AUB GL EM OPP-IC1E	EQ - Emerging	0,70%	-5,75%	-6,60%	-6,20%	-21,78%	-21,78%
GQG PARTNERS EM MKT EQ R USD A	EQ - Emerging	0,72%	-7,55%	-5,67%	-7,23%	-18,39%	-18,39%
AMUNDI ABS RET MUL/S I EUR C	AR - Multi Asset	4,05%	-0,15%	-0,18%	-3,58%	-7,35%	-7,35%
ETF. WT CORE PHYS GOLD	AR - Multi Asset	2,52%	-0,47%	-0,94%	-2,44%	5,72%	5,72%
GAM STAR GLOBAL RATES USD ACC	AR - Fixed Income	2,84%	-2,18%	-5,63%	13,68%	22,51%	22,51%
DNCA INVEST-ALPHA BONDS-IEUR	AR - Fixed Income	4,62%	0,76%	3,95%	5,74%	6,56%	6,56%

Your Portfolio

Fund	Asset Class	Weight	Return				
			1 month	3 months	6 months	YTD	1 year
FRANKLIN K2 BRD HI AR-EOPHAE	AR - Equity	2,37%	0,28%	1,61%	2,00%	0,94%	0,94%
SCHRODER GAIA HELIX E EUR	AR - Equity	3,03%	0,76%	1,10%	-1,77%	-6,93%	-6,93%

Return data in EUR.

Portfolio investment in funds as at 31/12/2022. The remainder is invested in money market and fixed income instruments with a duration of less than 1 year.

Source: March A.M. and Bloomberg

Portfolio Movements

Movement	Date	Commentary
Sell	Dec-2022	Decreasing the overweighting of alternative management strategies.
Buy	Dec-2022	Munzin-Glob SHT Dur.
Buy	Dec-2022	Morgan Stanley (Global Sustain)
Buy	Dec-2022	Amundi S&P 500
Sell	Nov-2022	Slight decrease in the level of liquidity to take advantage of bullish market rebounds
Sell	Oct-2022	Partial reduction of positions in Schroder's alternative equity management strategy
Sell	Oct-2022	Partial reduction of Amundi's alternative management positions.
Sell	Oct-2022	Partial reduction of positions in GAM's global fixed income strategy.
Buy	Oct-2022	Increasing the level of liquidity as the market rallies.
Buy	Sep-2022	We slightly increased exposure to alternative strategies by half a point
Sell	Sep-2022	Templeton European Total Return
Buy	Sep-2022	Templeton Euro Short Duration
Sell	Aug-2022	Baillie Gifford (Global Stewardship), (Partial sale)
Sell	Aug-2022	Morgan Stanley (Global Sustain), (Partial sale)

MARCH CARTERA CONSERVADORA FI

Investment Advisor	MARCH ASSET MANAGEMENT, S. G. I. I. C., S. A. U.
Custodian and Administrator	BANCA MARCH, S. A.
Legal form	UCITS IV

Fund Key Data

MARCH CARTERA CONSERVADORA FI

Inception date	20/06/2007
Category	Fondo de Fondos. RENTA FIJA MIXTA INTERNACIONAL
AUM in millions	EUR 277
Reference index	Benchmark Cartera Conservadora
Portfolio Manager Responsible	March Asset Management
Strategy managed since	2013
Risk Profile *	3
Art. SFDR **	8

ISIN	Classes	Management fee	Performance Fee	TER	Minimum Subscription	Type of Client	SP	LUX	PT	IT
ES0123541007	MARCH CARTERA CONSERVADORA FI A	0,700%	9,000%			Retail	✓			
ES0123541015	MARCH CARTERA CONSERVADORA FI I	0,600%			1.000.000	Institutional	✓			

* The investments described may carry a number of risks which are included in the prospectus and the fund's KIID. This data is indicative of the fund's risk, which, however, may not be a reliable indication of the future risk profile. In addition, there is no guarantee that the indicated category will remain unchanged and may vary over time.

** For more information about our sustainable and responsible investment criteria, please access <https://www.march-am.com/en/about-us/sustainable-and-responsible-investment/>

Annex

Description of the invested funds

ALGEBRIS FINAN CR I EUR	<p>The Fund invests across the debt structure of financial institutions globally, with a focus on subordinated and hybrid debt issued by European and US global systemically important financial institutions and national champions.</p> <p>The goal is to build a diversified portfolio of high yielding bonds with some potential for price appreciation or spread compression, without compromising on issuer quality. Emphasis on operational risk and capital preservation are prevalent across all of investment strategies.</p>
AMUNDI ABS RET MUL/S I EUR C	<p>The investment team's philosophy is based on the principles of active management, effective diversification and risk management.</p> <p>The goal is to generate alpha by dynamically exploiting valuation anomalies wherever they may arise, effectively diversifying through risk allocation in uncorrelated investment opportunities, investing in all asset classes, sectors and regions. All this under the team's own risk budgeting framework, a central component of the Fund's investment process.</p> <p>The investment team's philosophy is based on the principles of active management, effective diversification and risk management.</p> <p>The goal is to generate alpha by dynamically exploiting valuation anomalies wherever they may arise, effectively diversifying through risk allocation in uncorrelated investment opportunities, investing in all asset classes, sectors and regions. All this under the team's own risk budgeting framework, a central component of the Fund's investment process.</p>
AMUNDI S&P 500 ESG-IU-C	<p>The fund's objective is to track the performance of the S&P 500 ESG Index as closely as possible. The S&P 500 ESG Index is a broad-based market capitalization-weighted index that measures the performance of stocks that meet sustainability criteria, while maintaining an overall weighting of the Industry group similar to that of the S&P 500.</p>
AUBREY CM-AUB GL EM OPP-IC1E	<p>Aubrey is an active management house specialising in high conviction growth actions that adopts a rigorous framework by selecting the companies best positioned to benefit from growth opportunities in the global emerging markets universe.</p>
BGF-ESG E/M BND-I2 EUR HDG	<p>Actively managed by BlackRock's specialist team, the fund invests mainly in fixed income issues issued by governments, public bodies or companies from emerging market countries, both in dollars or euros.</p>
BNY SUSTAIN GLOBAL DYN BD EW	<p>The fund's profitability objective is to beat Inflation + 2% in a period of 3 years through the active management of investments in fixed income, both sovereign and corporate bonds, being able to invest in both high credit quality issues and by HY. The fund actively manages the duration, the positioning in the yield curve and the currencies, being able to generate profitability through different strategies implemented in it. In addition to the ESG integration process, Red Lines are introduced (in the form of a sustainable evaluation according to the United Nations Principles and the Paris Climate Change Agreements) as well as vetoes of the Responsible Investment team, in the face of unsolvable situations with the company that make it unsustainable from a sustainable perspective. If a company receives a low score, but the team collectively believes that through the commitment Newton will be able to achieve positive change on a reasonable time scale, then the veto will not be enacted.</p>
BROWN ADV GLBL- B USD	<p>A concentrated strategy of 30-40 world-leading companies in any sector or country, selected by fundamental valuation, with a strong focus on identifying high-quality companies that provide superior results and, consequently, generate an attractive economy. The investment philosophy adopts ESG principles, in the belief that understanding how a company positively adopts ESG factors, as well as how it manages its risks, is key to understanding value creation.</p>

Annex

Description of the invested funds

CANDR BDS FLOATING RATE N PI	Fixed income strategy that invests mainly in floating bonds denominated in EUR, with an allocation process that prioritizes the highest quality corporate credit, not investing in structured products. Alpha drivers include credit duration management, issuer, and instrument selection. ESG analysis is intrinsic to the Candriam culture, including in the investment process an assessment of the governance profile of issuers, in the belief that this approach is a generator of additional profitability. The loan duration of the portfolio is limited to three years, although it is generally two years, a segment that has historically shown an attractive risk-return profile in relation to other maturities.
DNCA INVEST-ALPHA BONDS -IEUR	Absolute fixed income return strategy with a 3-year return objective of more than EONIA +2,5% with a maximum volatility of 5%. It does not present a directional bias, with the portfolio's duration range from -3 to +7. The investment process consists of 4 steps, analysing economic trends by country or geographical area, valuing the characteristics of the bonds (liquidity, correlation, risk aversion, fundamental valuation), calibrating aggregate risk (comparing short-term volatility against historical range of the asset and always having the 5% annual limit) and carrying out a wide diversification of the sources of risk.
EDMOND R-BIG DATA-N2 HE EUR	An equity strategy that aims to select high quality companies that will benefit from the Big Data revolution. The investment style is unconstrained by sector, region and capitalisation, with an objective to invest in companies that have a significant portion of their revenues derived from Big Data Analytics or Infrastructure or companies that use the theme to accelerate the digital transformation of their business. This transformation is an opportunity for sectors such as industrial maintenance, financial/insurance services, energy efficiency, digital health and driverless cars. The investment process aims to ensure knowledge of the main ESG characteristics and carbon footprint of their portfolios, help identify the companies most exposed to extra-financial risks and opportunities, raise awareness of the impact of ESG criteria and encourage portfolio managers to support ESG factors.
ELEVA LEADERS SM&MD CE -IEURA	European equity investment strategy in small and medium-sized companies, which seeks to detect unique companies: without competitors in Europe or with a market share of at least 25%, with differential factors or technologically prepared to be sector leaders.
ETF. WT CORE PHYS GOLD EUR	<p>WisdomTree Core Physical Gold is designed to offer security holders a simple and cost-efficient way to access the gold market by providing a return equivalent to the movements in the gold spot price.</p> <p>It is backed by physical allocated gold held by HSBC Bank. Only metal that conforms with the London Bullion Market Association's (LBMA) rules for Good Delivery can be accepted by the custodian and it will aim to allocate responsibly sourced gold bullion where possible, to promote high ethical standards. Each physical bar is segregated, individually identified and allocated.</p>
EVL1 SHORT CORP BOND IB EUR	This fund invests in European short-maturity corporate bonds and is sector and rating unconstrained. The team selects issuers based on its own credit research, coupling the analysis of the issuers' fundamentals with its own in-house valuations. The fund has historically had significant exposure to the Nordic markets.
FLOSSBACH S BOND OPPOR IT EUR	Highly diversified global fixed income strategy in which there is no predetermined asset allocation and which takes advantage of market opportunities based on the investment pillars of the German boutique: Diversification, Quality, Flexibility, Solvency and Value. The team can invest in public debt and corporate bonds, focusing on those issues of at least 300 million euros and with a medium-high quality reviewed by the team of analysts. Derivative instruments are also used to hedge currency, credit risk and interest rate risk.

Annex

Description of the invested funds	
FONMARCH FI C	Actively managed Euro-denominated bond fund with a duration range of 1 to 4 years. The fund seeks to identify the best opportunities in the fixed income universe - sovereign debt, credit and money market instruments - with very low currency risk (only 5% of the portfolio can be held in currencies other than EUR).
FRANK EURO TOT RETURN S EUR	European fixed income strategy, both in governments and in credit, with active management of the distribution by credit quality and duration, which can move in the range 0-11 years. The portfolio's average rating is investment grade, with a maximum high yield of 30%. The team manages with an eminently top-down approach, although with a selection by assets to implement credit bets.
FRANKLIN K2 BRD HI AR-EOPHAE	Corporate operations offer good investment opportunities by taking positions both in the companies to be acquired and in the acquirer, depending on the probability that said operation will be carried out. Bardin Hill tries to explore these opportunities, measuring the probability of success of an already announced corporate operation and positioning itself long or short, depending on the probability that it assigns to each of them. He will take positions at a global level in developed countries, since the legal framework is very important when it comes to assessing any operation of this type. It is a strategy that has a profitability profile uncorrelated with RV despite investing in stocks.
FRKN EUR S DUR BD-EBEURACC	European fixed income strategy, both in governments and in credit, with active management of the distribution by credit quality, with low duration. The portfolio's average rating is investment grade. The team manages with an eminently top-down approach, although with a selection by assets to implement credit bets.
GAM STAR GLOBAL RATES USD ACC	Strategy that invests in a wide range of government bonds and currencies to take advantage of the inefficiencies inherent in these markets. With a macroeconomic analysis process, driven by fundamentals with integrated ESG analysis and risk management, you invest in a diversified portfolio that invests in approximately 10 medium-term themes and with high conviction tactical positions.
GQG PARTNERS EM MKT EQ R USD A	Conviction strategy focused on emerging equity markets, concentrated and with the ability to make significant decisions at a sectoral and geographic level. The investment philosophy has been tested and implemented through a constantly evolving process, in which adaptation and reaction to changing data points is key to successful investment, avoiding anchoring to previous decisions, which has been shown essential to the longevity of its career.
GROUPAMA TRESORERIE RC EUR	The investment universe for this strategy consists mainly of European sovereign and corporate issuers with high credit quality and an appropriate maturity investment horizon. Portfolio construction is based on the analysis of the main macroeconomic and political trends of central banks, but also on the evolution of the regulatory framework of the investment universe. The fundamental approach is also crucial to identify specific opportunities and risks for some economic sectors or emitters.
JSS SUS EQTY-SDG OPPO-BMX E	The Sub-Fund aims to provide capital growth by investing in a well-diversified selection of companies supporting the United Nations' Sustainable Development Goals (SDGs). It invests globally in high-quality companies that have strong sustainability practices and create products and services contributing positively to society and the environment. The strategy aims to achieve positive outcomes by investing according to the Bank's Sustainability Matrix®, SDG engine and targeted engagement.
JUPITER DYNAMIC BOND-IEURACC	The fund will invest mainly in high-yielding assets, including investment grade bonds, sovereign debt and convertible bonds. The fund's managers can use derivatives, but only for hedging purposes. Investments are identified based on a combination of macroeconomic analysis and careful asset selection, integrating ESG analysis. The fund's main strategy is to seek intrinsic value opportunities and risk-return asymmetries in bonds.

Annex

Description of the invested funds

KBI GLOBAL SUSTN INFR-DEUR	<p>Equity strategy with a sustainable approach, differentiated and forward-looking solution based on several long-term trends:</p> <ul style="list-style-type: none"> Inadequate water supply, cleaner energy and arable land for agriculture. Increasing demand for resources driven by population growth, industrialisation and urbanisation. Increasing government regulation and support Increase investment in infrastructure to address urgent global requirements. <p>Through exposure to asset-intensive infrastructure businesses with stable cash flow, often with strong government/regulatory backing for long-term hires, offers attractive income and provides inflation protection for real asset investors. It has strong active participation in realised investments and provides a complementary investment to the equity asset mix.</p>
LM-WA SHT DUR BLU CHP-PAHGD	<p>High credit quality global corporate debt strategy, with active duration management ranging from 0-5 years. The credit quality of the portfolio is of high investment grade, with a minimum at the time of incorporation of A-. in high yield of 30%. The team manages with an eminently focused approach on selection by assets, which stand out for their quality avoiding leverage, subordinated or uncollateralized debt tranches and investment in emerging markets.</p>
M&G SUS TLRT CR INVE LI EU	<p>Managed by M&G's RF team. The philosophy is based on issuer analysis and value-based individual credit selection. The objective is to capture risk premia through credit cycles, investing only when they are convinced that the price of a bond offsets the associated risks. The fund has a global mandate and can invest in both investment grade and high yield issuers. To minimise interest rate risk, the overall duration of the fund will be kept close to zero throughout the cycle. The team looks for sustainability factors, to maximise these elements in the portfolio while taking a value-based investment approach. This results in a dual-objective approach, combining a financial performance objective with a commitment to run the portfolio according to measurable sustainability indicators, seeking a sustainable outcome and ensuring the use of environmental and social safeguards.</p>
MAN GLG PAN EU EQ GR IFCEUR	<p>Long-term European equity strategy focused on 30-40 companies of any capitalization that focuses its investment on two main themes: consolidated leaders within their sectors and those with great growth potential that can become the winners of the future. The management is done without considering the benchmark, highlighting the search to create a portfolio of scalable companies, fundamentally selected and of high conviction. The core of the process of selecting companies is the multiple preservation of capital, mainly looking for companies in which a reduction of estimates is unlikely more than those that will improve their estimates and in which profits and cash flows play a role. determinant.</p>
MARCH EUROPA C	<p>The fund invests in European companies trading on European markets, regardless of market cap. Asset selection focuses on quality companies with compelling valuations, strong fundamentals and features that set them apart from the competition; essentially, good investment opportunities. The fund does not track an index, but its performance is measured against the DJ Stoxx 50.</p>
MARCH GLOBAL C	<p>An actively managed, stock picking global equities fund based on our value investing model which aims to identify good companies with upside potential over the long term.</p> <p>We focus on picking quality names with attractive valuations, strong fundamentals and features which sets them apart from the competition (added value, distinctive attributes etc.); essentially, good investment opportunities.</p>

Annex

Description of the invested funds

MARCH INTL-FAMILY BUSINESSES I EUR	This fund invests in family-owned companies listed worldwide. The intrinsic value of family-owned companies (long-term approach, loyalty, motivation, low leverage ratios, etc.) mean they tend to outperform during economic downturns, a characteristic we are keen to harness for our fund. Grupo March's experience as a family-owned company with a long, successful investment track record backs up this theory.
MARCH INTL-TORRENOVA LUX I EUR	The fund follows a traditional global asset allocation absolute return strategy and targets a return of eurozone inflation +2% with volatility below 6%. The management model is flexible (equity exposure can range from 10% to 40%) and global (unconstrained by region, sector or financial instrument). The risk level depends on the degree of exposure to equities, which is defined over a medium to long-term investment horizon.
MARCH INTL-VALORES IBERIAN I EUR	The fund invests in Spanish and Portuguese companies. We focus on picking quality names with attractive valuations, strong fundamentals and features that set them apart from the competition (added value, distinctive attributes etc.); essentially, good investment opportunities. The fund is benchmark agnostic. The portfolio weights in terms of sectors and regions depend on the assets selected by the manager, never on the composition of the index.
MARCH INTL-VINI CATENA I EUR	This is the first fund to invest in listed companies operating in the wine sector value chain globally. Having limited the investment universe to companies related to the wine sector value chain, we then focus on picking quality names with attractive valuations, strong fundamentals and features that set them apart from the competition (added value, distinctive attributes, etc.); essentially, good investment opportunities. The fund is benchmark agnostic.
MARCH RENTA FIJA CP C	Conservative fund investing in short-dated eurozone fixed income instruments with an average duration of under 6 months. The fund's management focuses on identifying the best opportunities in the euro denominated bond universe with broad diversification in terms of asset type: treasury bills and bonds, term deposits, commercial paper, mortgage-covered bonds, bank-guaranteed debt and credit.
MSIF-GLOBAL SUSTAIN-Z	Global equity fund which invests in quality companies with strong, sustainable returns on invested capital and no leveraging, which offer stable growth and are highly profitable over the long term. It seeks companies whose management teams are focused on maintaining these growth levels and reinvest a substantial amount of the company's capital. It also looks for companies with a dominant market position which protect the strength of their brand and have pricing power. Finally, the fund invests in companies which remunerate shareholders but also reinvest in innovation and advertising and avoid acquisition-based (inorganic) growth. The team performs an ESG integration with a strong engagement, seeking a low carbon footprint and a number of exclusions, including tobacco and fossil fuels.
MUZIN-GLOB SHT DUR INV GR-HE	The fund seeks to protect capital and generate attractive returns that exceed those available in reference public debt of similar duration to that of the short term, investing in a diversified portfolio, mainly of corporate bonds, of short duration. These bonds are mostly issued in European currency and dollars and are traded in official markets. The portfolio maintains a minimum investment grade rating but can invest in high yield bonds up to a maximum of 5%, with the maximum exposure to emerging markets being 20%. The duration of the portfolio is limited to 1.5 years.

Annex

Description of the invested funds

NATIXIS HARRIS AS GB EQ SAE	<p>Harris' investment philosophy is summarized in "Value is a function of quality and price":</p> <ul style="list-style-type: none"> • Buy businesses at a significant discount from intrinsic valuation • Invest in companies that they expect will grow in value per share in the long term. • Invest in management teams that think and act as owners of the company <p>The global strategy is characterized by a concentrated portfolio, where they invest in those companies with the greatest potential for revaluation, but with high diversification, without restrictions in geographic and sector terms and avoiding the so-called "value trap".</p>
NN L GREEN BOND I CAP EUR	<p>The strategy primarily invests only in a portfolio of high-quality corporate and sovereign green bonds (rated AAA to BBB-). The team seeks to outperform the benchmark by using fundamental analysis of issuers, with a limited risk positioning.</p> <p>The team's investment philosophy is based on four core beliefs:</p> <ul style="list-style-type: none"> • Credit markets are not always efficient. Therefore, value can be added through Active Management. • Fundamental analysis is essential to identify and exploit opportunities of relative value and avoid credit losses. • Diversification is the key to an adequate and prudent risk profile. • Identifying and managing tail risk sources is key to managing investment grade credit risk.
NORDEA 1 - EM ST L BF-BIUSD	<p>The team invests primarily in emerging market bonds denominated in local currency, issued by public authorities or quasi-sovereign issuers, or by companies domiciled or doing most of their business in emerging markets. The strategy invests according to applying Nordea's proprietary ESG model to analyze and select investments, thoroughly analyzing Environmental, Social and Governance issues relevant to the sovereign or corporate issuer. The investment style has a long-term focus, identifying structural characteristics, cyclical or political economic variables that justify risk premiums that deviate from that of the market.</p>
NORDEA 1-EUROP COV OPP-BIEUR	<p>Fixed income strategy that invests in mbs (Mortgage Backed Securities), fixed income instruments that offers double protection (at the issuer level and assets associated with the guarantee) that enjoys preferential treatment from the the European Union regulation placing it at the same level as sovereign debt. The investment focuses on assets with greater credit spread within the universe of MBS, assuming portfolio volatility at around 1.5% per year. The investment philosophy of this team is based on the conviction that mortgage securities markets are inefficient, so that active management can add value. These inefficiencies include those new issuers who pay a premium to attract investors, as the effect of the ratings methodology, which does not include certain issuers. To take advantage of these inefficiencies, the team has an expert team that has more than 18 years of experience investing in this kind of security.</p>
OYSTER US VALUE USDHDG IM ACC	<p>Scharf Investments, who manages the fund, has a goal oriented to find stocks with a much greater chance of rising than falling and much more upside price potential than downside risk.</p> <p>The team constructs concentrated portfolios with their top 25-35 ideas of US Large Cap stocks. The strategy has historically been exposed to a large range of sectors, but the team generally rules out companies facing long-term, negative industry trends. Once they have identified such an opportunity and purchased a stock, the investment team is prepared to wait for an eventual convergence between price and value. The average holding period for an issue is about three to four years.</p>

Annex

Description of the invested funds

SCHRODER GAIA HELIX E EUR	Helix actively combines 20-30 low correlation strategies within a robust risk management framework in a market neutral manner. It uses a combination of qualitative and quantitative approaches to select strategies that present a fundamental approach. It is a strategy that offers protection in scenarios of market declines, attractive risk-adjusted returns and a low beta with the equity markets.
SKY US SH DR ST HG YD AC USD	An actively managed, unlevered, socially responsible investment strategy that invests a diversified portfolio of high-yield dollar-denominated corporate bonds with an expected average life to maturity or amortization of approximately three years or less. The investment process is based on fundamental analysis of issuers and industries, macroeconomic and market conditions, together with the explicit incorporation of ESG risks in traditional financial analysis.
UBAM AB RET L VOL FX INC- I+pc	Balanced-profile fixed income strategy of profitability-risk throughout macroeconomic and market cycles, using a top-down allocation process in all global fixed income markets. The fund is designed to potentially benefit from a rising interest rate environment and the investment target is to provide investors with positive returns even at hiking interest rates. The exposure in terms of assets, without constraints due to Benchmark and with bias to the search for liquidity, allows a proactive allocation to the most attractive market segments. Asset allocation and portfolio construction are closely controlled by the risk, to minimise the decrease and mitigate volatility.

Fund description drafted internally by March A.M.

Legal Disclaimer

This is a marketing communication. Past performance is not a reliable indicator of future results. If the currency in which the past performance is displayed differs from the currency of the country in which the investor resides, then the investor should be aware that due to the exchange rate fluctuations the performance shown may be higher or lower if converted into the investor's local currency.

Please refer to the prospectus of the UCITS and to the KIID before making any final investment decisions, available at <https://www.march-am.com/>. The sub-fund is currently registered in Spain for public distribution and KIID is available in Spanish. The investments described may carry a number of risks described in the prospectus and the fund's KIID. For more information about our sustainable and responsible investment criteria, please access <https://www.march-am.com/en/about-us/sustainable-and-responsible-investment/>.

The content of this document is for illustrative purposes only and cannot be considered a recommendation to invest or contract the product to which it refers, or even an invitation to offer. It has only been prepared to facilitate the independent and individual decision of the interested investor, who must be aware that the product may not be suitable for his specific investment objectives, his financial or patrimonial position or his risk profile. Therefore, you must make your own decisions taking into account these circumstances and seeking specialized advice on tax, legal, financial, regulatory, accounting or any other type that, where appropriate, may be required.

The terms contained in this document are subject to possible variations due to market circumstances, legislative changes, jurisprudence, administrative doctrine or for any other reason, unrelated to March Asset Management S.G.I.I.C., S.A.U., that could occur.

March Asset Management S.G.I.I.C., S.A.U. assumes no responsibility for any cost or loss, direct or indirect, that may arise from the use of this document or its content.

No part of this document may be copied, photocopied or duplicated in any way, form or medium, redistributed or quoted. The content of this document is not supervised by the National Securities Market Commission.

The management company may decide to terminate the arrangements made for the marketing of its collective investment undertakings in accordance with Article 93a of Directive 2009/65/EC.