

# March International Lluc Lux Class C EUR

## Fund Benchmark

Used throughout report

### Investment Objective

The Sub-Fund aims to provide long-term capital appreciation through selected investments in equity securities as well as, to a lesser extent, debt securities. The Sub-Fund will invest globally with no specific geographic focus.

## Risk Measures

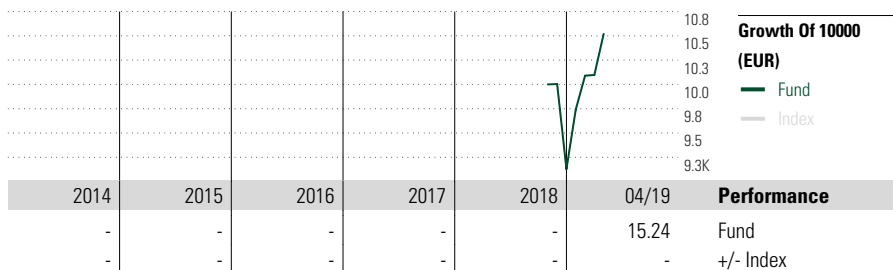
3-Yr Alpha	-	3-Yr Sharpe Ratio	-
3-Yr Beta	-	3-Yr Std Dev	-
R-Squared	-	3-Yr Risk	-
Information Ratio	-	5-Yr Risk	-
Tracking Error	-	10-Yr Risk	-

## Morningstar Rating™

Year	2014	2015	2016	2017	2018
Rating	-	-	-	-	-

## Morningstar® Category

EUR Aggressive Allocation



### Growth Of 10000 (EUR)

— Fund  
— Index

### Performance

Fund  
+/- Index

## Trailing Returns

Return %	+/-Idx
YTD (30 Apr 2019)	15.24 -
3 Months	8.00 -
6 Months	- -
1 Year	- -
3 Years Annualised	- -
5 Years Annualised	- -

## Quarterly Returns

1st qtr	2nd qtr	3rd qtr	4th qtr
10.61	-	-	-

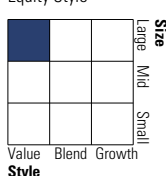
## Portfolio 28 Feb 2019

### Asset Allocation

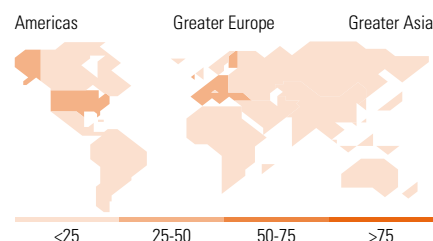
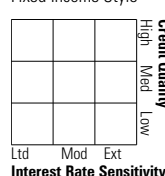
	% Long	% Short	% Net
Stocks	93.07	0.00	93.07
Bonds	0.00	0.00	0.00
Cash	7.18	0.22	6.96
Other	0.01	0.04	-0.03

### Morningstar Style Box™

#### Equity Style



#### Fixed Income Style



### Top 10 Holdings

Company	Sector	% Port.
SoftBank Group Corp	Technology	3.27
Standard Chartered PLC	Financial Services	2.92
Wells Fargo & Co	Financial Services	2.77
Walt Disney Co	Consumer Cyclical	2.69
Carnival Corp	Consumer Cyclical	2.60
Cie Generale des...	Financial Services	2.56
Quanta Services Inc	Industrials	2.38
Intel Corp	Technology	2.36
ING Groep NV	Financial Services	2.35
Bayer AG	Healthcare	2.33
Total Stock Holdings		43
Total Bond Holdings		0
Assets in Top 10 Holdings %		26.24

### Sector Weightings

Sector	% Equity
<b>Cyclical</b>	<b>48.08</b>
Basic Materials	6.43
Consumer Cyclical	21.93
Financial Services	19.62
Real Estate	0.10
<b>Sensitive</b>	<b>39.42</b>
Communication Services	8.21
Energy	4.04
Industrials	8.21
Technology	18.95
<b>Defensive</b>	<b>12.50</b>
Consumer Defensive	5.99
Healthcare	4.21
Utilities	2.31

### World Regions

Region	% Equity
<b>Americas</b>	<b>32.37</b>
United States	30.62
Canada	1.74
Latin America	0.01
<b>Greater Europe</b>	<b>48.30</b>
United Kingdom	10.96
Eurozone	33.52
Europe - ex Euro	2.22
Europe - Emerging	0.00
Middle East / Africa	1.60
<b>Greater Asia</b>	<b>19.33</b>
Japan	11.15
Australasia	0.00
Asia - Developed	4.90
Asia - Emerging	3.28

## Operations

Item	Value
Fund Company	FundRock
Management	Management Company S.A.
Website	www.fundrock.com
Inception Date	26 Nov 2018
Fund Manager	
NAV (30 Apr 2019)	10.52 EUR
Total Net Assets (mil)	2019-02-28 1.01 EUR
Domicile	Luxembourg
Currency	EUR
UCITS	Yes
Inc/Acc	Acc
ISIN	LU1859409424
Minimum Initial Purchase	-
Minimum Additional Purchase	-
Exit Charge	-
Exit Charge	-
Annual Management Fee	1.10%
Redemption Fee	-
Depository Fee	-

Este documento no ha sido verificado ni aprobado por la Comisión Nacional del Mercado de Valores. La información que contiene no constituye una oferta de inversión, ni un documento informativo oficial de la institución en él mencionada ni tampoco un extracto del mismo. March Gestión de Fondos, S.G.I.I.C., S.A.U. y Banca March, S.A. no se hacen responsables del uso que haga el receptor de esta información. Téngase también en cuenta que rentabilidades pasadas no garantizan rentabilidades futuras.

© 2019 Morningstar. All Rights Reserved. The information, data, analyses and opinions ("Information") contained herein: (1) include the proprietary information of Morningstar and Morningstar's third party licensors; (2) may not be copied or redistributed except as specifically authorised; (3) do not constitute investment advice; (4) are provided solely for informational purposes; (5) are not warranted to be complete, accurate or timely; and (6) may be drawn from fund data published on various dates. Morningstar is not responsible for any trading decisions, damages or other losses related to the Information or its use. Please verify all of the Information before using it and don't make any investment decision except upon the advice of a professional financial adviser. Past performance is no guarantee of future results. The value and income derived from investments may go down as well as up.