

March Pensiones Protección PP

Fund Benchmark

Not Benchmarked

Used throughout report

Investment Objective

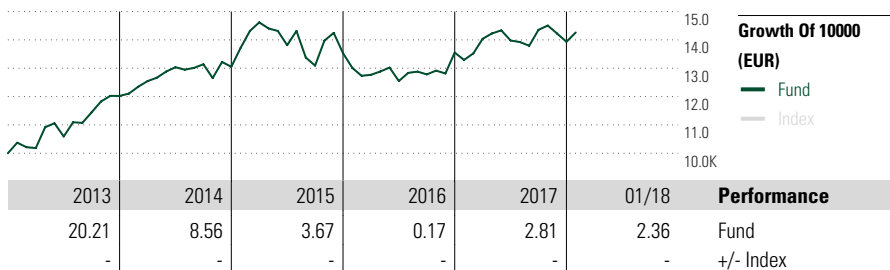
-

Risk Measures

| | | | |
|-------------------|---|-------------------|-------|
| 3-Yr Alpha | - | 3-Yr Sharpe Ratio | 0.20 |
| 3-Yr Beta | - | 3-Yr Std Dev | 10.30 |
| R-Squared | - | 3-Yr Risk | - |
| Information Ratio | - | 5-Yr Risk | - |
| Tracking Error | - | 10-Yr Risk | - |

Calculations use Not Benchmarked (where applicable)

Morningstar Rating™



Morningstar® Category

Guaranteed PP

Growth Of 10000 (EUR)

— Fund
— Index

| Year | Fund | Index |
|-------|-------|-------|
| 2013 | 20.21 | - |
| 2014 | 8.56 | - |
| 2015 | 3.67 | - |
| 2016 | 0.17 | - |
| 2017 | 2.81 | - |
| 01/18 | 2.36 | - |

Trailing Returns

| Period | Return % | +/-Idx |
|--------------------|----------|--------|
| (31 Jan 2018) | | |
| YTD | 2.36 | - |
| 3 Months | -1.68 | - |
| 6 Months | 2.42 | - |
| 1 Year | 7.30 | - |
| 3 Years Annualised | 1.30 | - |
| 5 Years Annualised | 6.57 | - |

Quarterly Returns

| Year | 1st qtr | 2nd qtr | 3rd qtr | 4th qtr |
|------|---------|---------|---------|---------|
| 2017 | 3.58 | -0.42 | 2.69 | -2.94 |
| 2016 | -5.63 | -1.72 | 1.87 | 6.02 |
| 2015 | 12.01 | -5.49 | -5.22 | 3.34 |
| 2014 | 4.35 | 3.90 | 0.80 | -0.68 |
| 2013 | 1.84 | 4.01 | 8.06 | 5.03 |

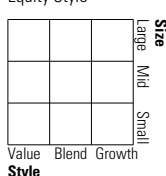
Portfolio 31 Jan 2018

Asset Allocation

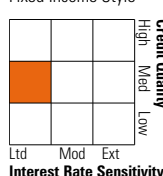
| | % Long | % Short | % Net |
|--------|--------|---------|-------|
| Stocks | 26.69 | 0.00 | 26.69 |
| Bonds | 74.30 | 0.00 | 74.30 |
| Cash | 0.00 | 0.99 | -0.99 |
| Other | 0.00 | 0.00 | 0.00 |

Morningstar Style Box™

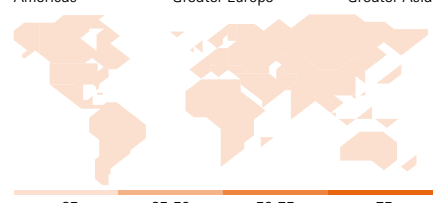
Equity Style



Fixed Income Style



Americas Greater Europe Greater Asia



<25 25-50 50-75 >75

Top 10 Holdings

| Stock | Sector | % Port. |
|----------------------------------|--------|---------|
| Kingdom Of Spain2019-10-31 | | 42.99 |
| Opc. Autocall 7y Sx5e 05/11/2019 | | 26.69 |
| Spain(Kingdom Of) 4.3%2019-10-31 | | 19.36 |
| Spain(Kingdom Of) 4.6%2019-07-30 | | 5.73 |
| Inst Cred Oficial... | | 5.70 |
| Spain(Kingdom Of)... | | 0.53 |
| Total Stock Holdings | | 1 |
| Total Bond Holdings | | 5 |
| Assets in Top 10 Holdings % | | 100.99 |

Sector Weightings

| Sector | % Equity |
|------------------------|-------------|
| Cyclical | 0.00 |
| Basic Materials | - |
| Consumer Cyclical | - |
| Financial Services | - |
| Real Estate | - |
| Sensitive | 0.00 |
| Communication Services | - |
| Energy | - |
| Industrials | - |
| Technology | - |
| Defensive | 0.00 |
| Consumer Defensive | - |
| Healthcare | - |
| Utilities | - |

No Data Available

Operations

| Item | Value | Item | Value |
|------------------------|---------------------------------|-----------------------------|---------|
| Fund Company | March Gestión de Pensiones EGFP | Domicile | Spain |
| Website | www.bancamarch.es | Currency | EUR |
| Inception Date | 18 Apr 2012 | UCITS | No |
| Fund Manager | Santiago Montero Ruiz | Inc/Acc | Acc |
| NAV (31 Jan 2018) | 15.15 EUR | ISIN | |
| Total Net Assets (mil) | 2018-01-31: 9.58 EUR | Minimum Initial Purchase | 1,000 |
| | | Minimum Additional Purchase | 1 Share |
| | | Exit Charge | - |
| | | Exit Charge | - |
| | | Annual Management Fee | 1.00% |
| | | Redemption Fee | - |
| | | Depository Fee | 0.10% |

Este documento no ha sido verificado ni aprobado por la Comisión Nacional del Mercado de Valores. La información que contiene no constituye una oferta de inversión, ni un documento informativo oficial de la institución en él mencionada ni tampoco un extracto del mismo. March Gestión de Fondos, S.G.I.I.C., S.A.U. y Banca March, S.A. no se hacen responsables del uso que haga el receptor de esta información. Téngase también en cuenta que rentabilidades pasadas no garantizan rentabilidades futuras.

Effective 05/07/2012, this fund's investment strategy changed to the extent that its record prior to that date is not relevant to its new format. Performance prior to that date is not shown.

© 2018 Morningstar. All Rights Reserved. The information, data, analyses and opinions ("Information") contained herein: (1) include the proprietary information of Morningstar and Morningstar's third party licensors; (2) may not be copied or redistributed except as specifically authorised; (3) do not constitute investment advice; (4) are provided solely for informational purposes; (5) are not warranted to be complete, accurate or timely; and (6) may be drawn from fund data published on various dates. Morningstar is not responsible for any trading decisions, damages or other losses related to the Information or its use. Please verify all of the Information before using it and don't make any investment decision except upon the advice of a professional financial adviser. Past performance is no guarantee of future results. The value and income derived from investments may go down as well as up.

