

March Pensión 2016 Protegido PP

Fund Benchmark

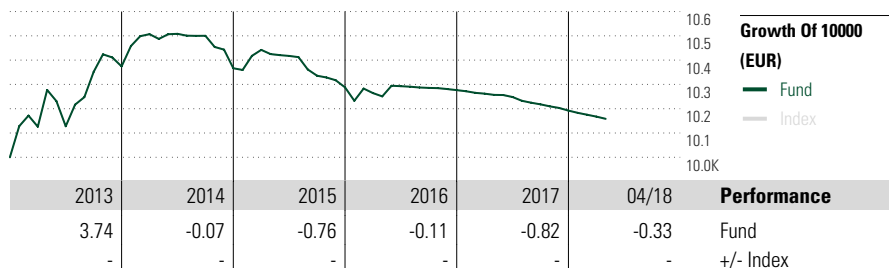
Not Benchmarked

Used throughout report

Investment Objective

-

Morningstar Rating™



Morningstar® Category

Guaranteed PP

Growth Of 10000 (EUR)

— Fund
— Index

Performance

Fund
+/- Index

Risk Measures

| | | | |
|-------------------|---|-------------------|-------|
| 3-Yr Alpha | - | 3-Yr Sharpe Ratio | -0.91 |
| 3-Yr Beta | - | 3-Yr Std Dev | 0.61 |
| R-Squared | - | 3-Yr Risk | - |
| Information Ratio | - | 5-Yr Risk | - |
| Tracking Error | - | 10-Yr Risk | - |

Calculations use Not Benchmarked (where applicable)

Trailing Returns

(30 Apr 2018)

| | Return % | +/-Idx |
|--------------------|----------|--------|
| YTD | -0.33 | - |
| 3 Months | -0.24 | - |
| 6 Months | -0.50 | - |
| 1 Year | -0.96 | - |
| 3 Years Annualised | -0.86 | - |
| 5 Years Annualised | -0.23 | - |

Quarterly Returns

| | 1st qtr | 2nd qtr | 3rd qtr | 4th qtr |
|------|---------|---------|---------|---------|
| 2018 | -0.24 | - | - | - |
| 2017 | -0.14 | -0.13 | -0.29 | -0.25 |
| 2016 | -0.23 | 0.28 | -0.07 | -0.09 |
| 2015 | 0.73 | -0.24 | -0.78 | -0.46 |
| 2014 | 1.28 | 0.01 | -0.08 | -1.27 |

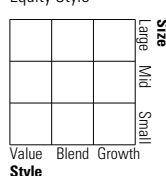
Portfolio 30 Apr 2018

Asset Allocation

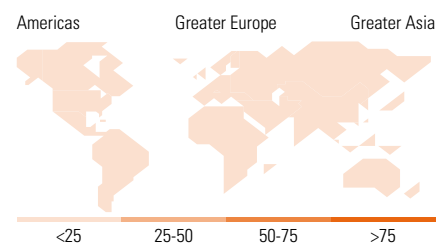
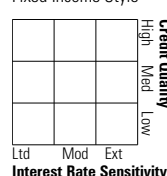
| | % Long | % Short | % Net |
|--------|--------|---------|--------|
| Stocks | 0.00 | 0.00 | 0.00 |
| Bonds | 100.49 | 0.00 | 100.49 |
| Cash | 0.00 | 0.49 | -0.49 |
| Other | 0.00 | 0.00 | 0.00 |

Morningstar Style Box™

Equity Style



Fixed Income Style



No Data Available

Top 10 Holdings

| | Sector | % Port. |
|-----------------------------|--------|---------|
| Spain (Kingdom of) | — | 100.49 |
| Total Stock Holdings | | 0 |
| Total Bond Holdings | | 1 |
| Assets in Top 10 Holdings % | | 100.49 |

Sector Weightings

| | % Equity |
|------------------------|-------------|
| Cyclical | 0.00 |
| Basic Materials | - |
| Consumer Cyclical | - |
| Financial Services | - |
| Real Estate | - |
| Sensitive | 0.00 |
| Communication Services | - |
| Energy | - |
| Industrials | - |
| Technology | - |
| Defensive | 0.00 |
| Consumer Defensive | - |
| Healthcare | - |
| Utilities | - |

Operations

| | | | | | |
|------------------------|---------------------------------|----------|-------|-----------------------------|-------|
| Fund Company | March Gestión de Pensiones EGFP | Domicile | Spain | Minimum Initial Purchase | 1,000 |
| Website | www.bancamarch.es | Currency | EUR | Minimum Additional Purchase | 1,000 |
| Inception Date | 8 Jun 2009 | UCITS | No | Exit Charge | - |
| Fund Manager | Santiago Montero Ruiz | Inc/Acc | Acc | Exit Charge | - |
| NAV (30 Apr 2018) | 10.20 EUR | ISIN | | Annual Management Fee | 1.40% |
| Total Net Assets (mil) | 2018-04-30 | | | Redemption Fee | - |
| | | | | Depository Fee | 0.10% |

Este documento no ha sido verificado ni aprobado por la Comisión Nacional del Mercado de Valores. La información que contiene no constituye una oferta de inversión, ni un documento informativo oficial de la institución en él mencionada ni tampoco un extracto del mismo. March Gestión de Fondos, S.G.I.I.C., S.A.U. y Banca March, S.A. no se hacen responsables del uso que haga el receptor de esta información. Téngase también en cuenta que rentabilidades pasadas no garantizan rentabilidades futuras.

© 2018 Morningstar. All Rights Reserved. The information, data, analyses and opinions ("Information") contained herein: (1) include the proprietary information of Morningstar and Morningstar's third party licensors; (2) may not be copied or redistributed except as specifically authorised; (3) do not constitute investment advice; (4) are provided solely for informational purposes; (5) are not warranted to be complete, accurate or timely; and (6) may be drawn from fund data published on various dates. Morningstar is not responsible for any trading decisions, damages or other losses related to the Information or its use. Please verify all of the Information before using it and don't make any investment decision except upon the advice of a professional financial adviser. Past performance is no guarantee of future results. The value and income derived from investments may go down as well as up.