

March Premier Renta Fija Corto Plazo C FI

Fund Benchmark

Euribor 3 Month EUR

Used throughout report

Investment Objective

The fund invests in short-dated fixed income instruments with an average duration of under 6 months. The fund's management focuses on identifying the best opportunities in the euro denominated bond universe with broad diversification in terms of asset type: treasury bills and bonds, term deposits, commercial paper, mortgage-covered bonds, bank-guaranteed debt and credit. The fund may invest up to 25% in issuances rated lower than the rating of Spanish sovereign debt.

Risk Measures

3-Yr Alpha	-	3-Yr Sharpe Ratio	-
3-Yr Beta	-	3-Yr Std Dev	-
R-Squared	-	3-Yr Risk	-
Information Ratio	-	5-Yr Risk	-
Tracking Error	-	10-Yr Risk	-

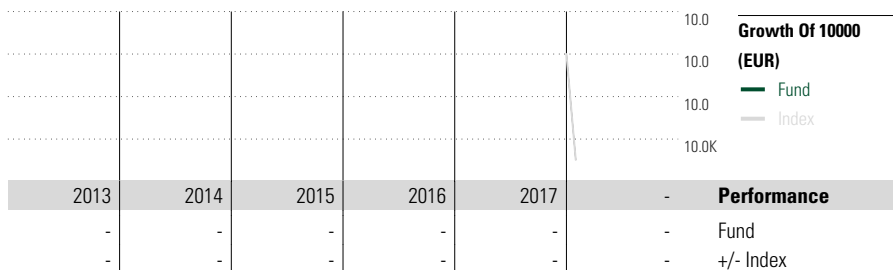
Calculations use Euribor 3 Month EUR (where applicable)

Morningstar Rating™

—

Morningstar® Category

EUR Ultra Short-Term Bond



Trailing Returns

(31 Jan 2018)

	Return %	+/-Idx
YTD	-	-
3 Months	-	-
6 Months	-	-
1 Year	-	-
3 Years Annualised	-	-
5 Years Annualised	-	-

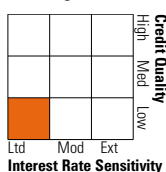
Quarterly Returns

1st qtr 2nd qtr 3rd qtr 4th qtr

Portfolio 31 Jan 2018

Asset Allocation	% Long	% Short	% Net
Stocks	0.00	0.00	0.00
Bonds	79.09	0.00	79.09
Cash	18.73	0.69	18.04
Other	2.87	0.00	2.87

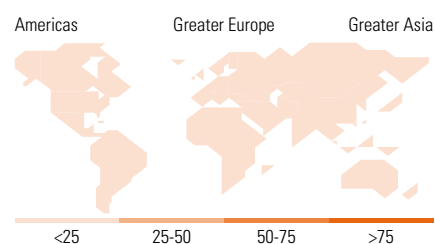
Morningstar Fixed Income Style Box™



Effective Duration 0.47

Effective Maturity (Y) 0.48

Avg Credit Quality BB



Top 10 Holdings

Top 10 Holdings	% Port.
Deutsche Bk Ag FRN2022-05-16	2.60
Mediobanca Spa FRN2022-05-18	2.46
Cassa Depo. Prest. FRN2022-03-20	1.91
BONO B. MARCH 0,10 2021-11-02	1.89
Deutsche Bk Ag FRN2021-09-10	1.83
BONO HYPOTHEKENBK IN 0,47 2021-02-08	1.70
Intesa Sanpaolo FRN2022-04-19	1.66
Volkswagen Leasing FRN2021-07-06	1.64
BONO MORGAN STANLEY RF 0,05 2021-11-11	1.55
Portugal(Rep Of) 4.45%2018-06-15	1.52
Total Stock Holdings	0
Total Bond Holdings	87
Assets in Top 10 Holdings %	18.75

Maturity Range

Maturity Range	%
1 to 3	26.19
3 to 5	59.70
5 to 7	1.36
7 to 10	1.15
10 to 15	0.00
15 to 20	0.00
20 to 30	0.00
Over 30	0.00

Coupon Range

Coupon Range	%
0 PIK	0.00
0 to 4	0.00
4 to 6	0.00
6 to 8	0.00
8 to 10	0.00
10 to 12	0.00
Over 12	0.00

Operations

Fund Company	March Asset Management SGIIC	Domicile	Spain	Minimum Initial Purchase	1 Share
Website	www.march-am.com	Currency	EUR	Minimum Additional Purchase	1 Share
Inception Date	22 Dec 2017	UCITS	Yes	Exit Charge	-
Fund Manager	Francisco Herrero Pérez-Griffo	Inc/Acc	Acc	Exit Charge	-
	Marta González Labián	ISIN	ES0161032000	Annual Management Fee	0.30%
				Redemption Fee	-
				Depository Fee	0.00%
NAV (31 Jan 2018)	10.01 EUR				
Total Net Assets (mil)	2018-01-31	843.10 EUR			

Este documento no ha sido verificado ni aprobado por la Comisión Nacional del Mercado de Valores. La información que contiene no constituye una oferta de inversión, ni un documento informativo oficial de la institución en él mencionada ni tampoco un extracto del mismo. March Gestión de Fondos, S.G.I.I.C., S.A.U. y Banca March, S.A. no se hacen responsables del uso que haga el receptor de esta información. Téngase también en cuenta que rentabilidades pasadas no garantizan rentabilidades futuras.

© 2018 Morningstar. All Rights Reserved. The information, data, analyses and opinions ("Information") contained herein: (1) include the proprietary information of Morningstar and Morningstar's third party licensors; (2) may not be copied or redistributed except as specifically authorised; (3) do not constitute investment advice; (4) are provided solely for informational purposes; (5) are not warranted to be complete, accurate or timely; and (6) may be drawn from fund data published on various dates. Morningstar is not responsible for any trading decisions, damages or other losses related to the Information or its use. Please verify all of the Information before using it and don't make any investment decision except upon the advice of a professional financial adviser. Past performance is no guarantee of future results. The value and income derived from investments may go down as well as up.