

March Europa Garantizado FI

Fund Benchmark

Not Benchmarked

Used throughout report

Investment Objective

Upon maturity (17 March 2016), Banca March guarantees shareholders with positions held since 12 February 2013 100% of initial NAV plus, in the event of outperformance, 100% of the average change on the average monthly observations of the Eurostoxx 50, CAC 40 and Ibex 35 indexes (min Annual Percentage Rate 0%). The index with the best performance on the average monthly observations is selected annually, disregarding performances over other sub-periods

Risk Measures

| | | | |
|-------------------|---|-------------------|---|
| 3-Yr Alpha | - | 3-Yr Sharpe Ratio | - |
| 3-Yr Beta | - | 3-Yr Std Dev | - |
| R-Squared | - | 3-Yr Risk | - |
| Information Ratio | - | 5-Yr Risk | - |
| Tracking Error | - | 10-Yr Risk | - |

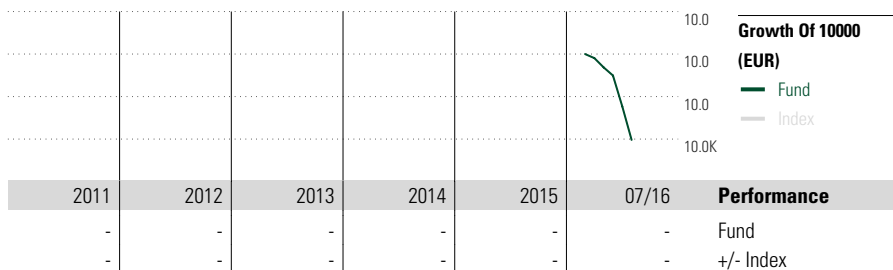
Calculations use Not Benchmarked (where applicable)

Morningstar Rating™

—

Morningstar® Category

Guaranteed Funds



Trailing Returns

(31 Jul 2016)

| Return % | +/-Idx |
|--------------------|--------|
| YTD | - |
| 3 Months | -0.02 |
| 6 Months | - |
| 1 Year | - |
| 3 Years Annualised | - |
| 5 Years Annualised | - |

Quarterly Returns

2016

| 1st qtr | 2nd qtr | 3rd qtr | 4th qtr |
|---------|---------|---------|---------|
| - | -0.01 | - | - |

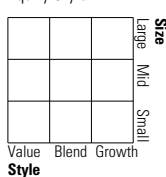
Portfolio 30 Jun 2016

Asset Allocation

| | % Long | % Short | % Net |
|--------|--------|---------|--------|
| Stocks | 0.00 | 0.00 | 0.00 |
| Bonds | 0.00 | 0.00 | 0.00 |
| Cash | 100.06 | 0.06 | 100.00 |
| Other | 0.00 | 0.00 | 0.00 |

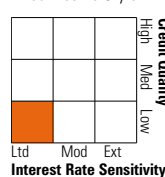
Morningstar Style Box™

Equity Style

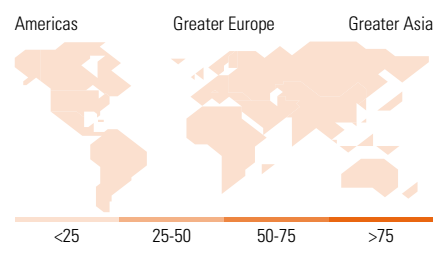


Style

Fixed Income Style



Interest Rate Sensitivity



Top 10 Holdings

Sector % Port.

Sector Weightings

| | % Equity |
|------------------------|-------------|
| Cyclical | 0.00 |
| Basic Materials | - |
| Consumer Cyclical | - |
| Financial Services | - |
| Real Estate | - |
| Sensitive | 0.00 |
| Communication Services | - |
| Energy | - |
| Industrials | - |
| Technology | - |
| Defensive | 0.00 |
| Consumer Defensive | - |
| Healthcare | - |
| Utilities | - |

No Data Available

Operations

| | | | | | |
|------------------------|-----------------------------|----------|--------------|-----------------------------|-----------|
| Fund Company | March Asset Management SGIC | Domicile | Spain | Minimum Initial Purchase | 3,000 EUR |
| Website | www.march-am.com | Currency | EUR | Minimum Additional Purchase | - |
| Inception Date | 23 Dec 1998 | UCITS | No | Exit Charge | 5.00% |
| Fund Manager | Santiago Montero Ruiz | Inc/Acc | Acc | Exit Charge | 5.00% |
| NAV (31 Jul 2016) | 840.54 EUR | ISIN | ES0160987030 | Annual Management Fee | 1.00% |
| Total Net Assets (mil) | 2016-06-30 6.52 EUR | | | Redemption Fee | - |
| | | | | Depository Fee | 0.05% |

Este documento no ha sido verificado ni aprobado por la Comisión Nacional del Mercado de Valores. La información que contiene no constituye una oferta de inversión, ni un documento informativo oficial de la institución en él mencionada ni tampoco un extracto del mismo. March Gestión de Fondos, S.G.I.I.C., S.A.U. y Banca March, S.A. no se hacen responsables del uso que haga el receptor de esta información. Téngase también en cuenta que rentabilidades pasadas no garantizan rentabilidades futuras.

Effective 17/03/2016, this fund's investment strategy changed to the extent that its record prior to that date is not relevant to its new format. Performance prior to that date is not shown.

© 2016 Morningstar. All Rights Reserved. The information, data, analyses and opinions ("Information") contained herein: (1) include the proprietary information of Morningstar and Morningstar's third party licensors; (2) may not be copied or redistributed except as specifically authorised; (3) do not constitute investment advice; (4) are provided solely for informational purposes; (5) are not warranted to be complete, accurate or timely; and (6) may be drawn from fund data published on various dates. Morningstar is not responsible for any trading decisions, damages or other losses related to the Information or its use. Please verify all of the Information before using it and don't make any investment decision except upon the advice of a professional financial adviser. Past performance is no guarantee of future results. The value and income derived from investments may go down as well as up.