

March Global C FI

Fund Benchmark

MSCI World PR LCL

Used throughout report

Investment Objective

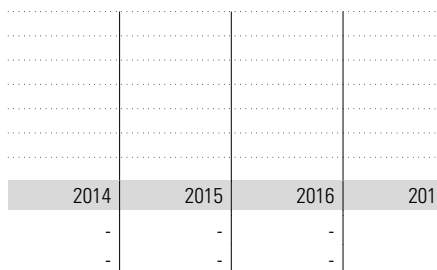
Value fund investing in global equities which aims to identify companies with upside potential over the long term. We focus on picking quality names with attractive valuations, strong fundamentals and features that set them apart from the competition (added value, distinctive attributes etc.); essentially, good investment opportunities.

Risk Measures

3-Yr Alpha	-	3-Yr Sharpe Ratio	-
3-Yr Beta	-	3-Yr Std Dev	-
R-Squared	-	3-Yr Risk	-
Information Ratio	-	5-Yr Risk	-
Tracking Error	-	10-Yr Risk	-

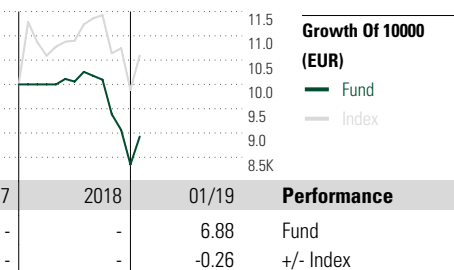
Calculations use MSCI World PR LCL (where applicable)

Morningstar Rating™



Morningstar® Category

Global Large-Cap Blend Equity



Growth Of 10000 (EUR)

— Fund
— Index

Performance

Fund
+/- Index

Trailing Returns

(31 Jan 2019)

	Return %	+/-Idx
YTD	6.88	-0.26
3 Months	-4.89	-4.45
6 Months	-12.98	-7.27
1 Year	-10.74	-4.62
3 Years Annualised	-	-
5 Years Annualised	-	-

Quarterly Returns

2018

	1st qtr	2nd qtr	3rd qtr	4th qtr
2018	-	0.58	0.38	-17.28

Portfolio 31 Jan 2019

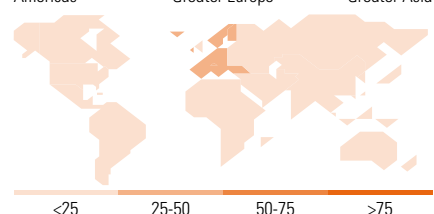
Asset Allocation

	% Long	% Short	% Net
Stocks	97.10	0.00	97.10
Bonds	0.00	0.00	0.00
Cash	2.90	0.00	2.90
Other	0.00	0.00	0.00

Morningstar Equity Style Box™

Style	% Equity
Giant	29.29
Large	23.92
Medium	22.46
Small	16.39
Micro	7.95
Avg Mkt Cap	10683 EUR

World Regions



Top 10 Holdings

Sector % Port.

Sector Weightings

	% Equity
Cyclical	25.82
Basic Materials	10.25
Consumer Cyclical	12.67
Financial Services	2.90
Real Estate	-
Sensitive	36.46
Communication Services	-
Energy	7.71
Industrials	21.81
Technology	6.94
Defensive	37.73
Consumer Defensive	24.72
Healthcare	9.58
Utilities	3.42

World Regions

	% Equity
Americas	11.39
United States	11.39
Canada	0.00
Latin America	0.00
Greater Europe	80.17
United Kingdom	20.19
Eurozone	29.60
Europe - ex Euro	25.72
Europe - Emerging	4.66
Middle East / Africa	0.00
Greater Asia	8.44
Japan	4.43
Australasia	2.13
Asia - Developed	1.88
Asia - Emerging	0.00

Operations

Fund Company	March Asset Management SGIIC	Domicile	Spain	Minimum Initial Purchase	1 Share
Website	www.march-am.com	Currency	EUR	Minimum Additional Purchase	1 Share
Inception Date	19 Jan 2018	UCITS	Yes	Exit Charge	-
Fund Manager	Francisco Javier Pérez Fernández	Inc/Acc	Acc	Exit Charge	-
NAV (31 Jan 2019)	8.93 EUR	ISIN	ES0160982007	Annual Management Fee	1.25%
Total Net Assets (mil)	2019-01-31 66.87 EUR			Redemption Fee	-
				Depository Fee	0.20%

Este documento no ha sido verificado ni aprobado por la Comisión Nacional del Mercado de Valores. La información que contiene no constituye una oferta de inversión, ni un documento informativo oficial de la institución en él mencionada ni tampoco un extracto del mismo. March Gestión de Fondos, S.G.I.I.C., S.A.U. y Banca March, S.A. no se hacen responsables del uso que haga el receptor de esta información. Téngase también en cuenta que rentabilidades pasadas no garantizan rentabilidades futuras.

© 2019 Morningstar. All Rights Reserved. The information, data, analyses and opinions ("Information") contained herein: (1) include the proprietary information of Morningstar and Morningstar's third party licensors; (2) may not be copied or redistributed except as specifically authorised; (3) do not constitute investment advice; (4) are provided solely for informational purposes; (5) are not warranted to be complete, accurate or timely; and (6) may be drawn from fund data published on various dates. Morningstar is not responsible for any trading decisions, damages or other losses related to the Information or its use. Please verify all of the Information before using it and don't make any investment decision except upon the advice of a professional financial adviser. Past performance is no guarantee of future results. The value and income derived from investments may go down as well as up.