

Horizonte Global FI

Fund Benchmark

N/A

Used throughout report

Investment Objective

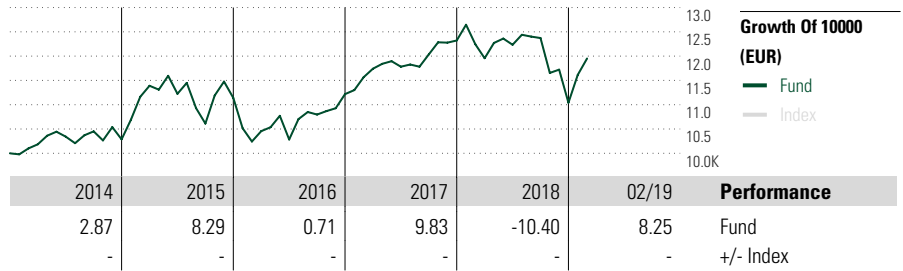
-

Morningstar Rating™

—

Morningstar® Category

EUR Aggressive Allocation



Risk Measures

Metric	Value	Metric	Value
3-Yr Alpha	-	3-Yr Sharpe Ratio	0.70
3-Yr Beta	-	3-Yr Std Dev	8.41
R-Squared	-	3-Yr Risk	-
Information Ratio	-	5-Yr Risk	-
Tracking Error	-	10-Yr Risk	-

Calculations use N/A (where applicable)

Trailing Returns

(28 Feb 2019)

Period	Return %	+/-Idx
YTD	8.25	-
3 Months	1.96	-
6 Months	-3.63	-
1 Year	-2.39	-
3 Years Annualised	5.28	-
5 Years Annualised	3.42	-

Quarterly Returns

Year	1st qtr	2nd qtr	3rd qtr	4th qtr
2018	-2.96	2.32	1.13	-10.76
2017	4.65	0.35	2.14	2.39
2016	-6.13	-1.65	4.99	3.90
2015	10.72	-1.45	-5.46	4.97
2014	1.85	1.54	1.05	-1.57

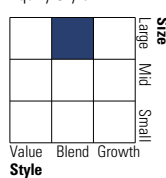
Portfolio 31 Mar 2019

Asset Allocation

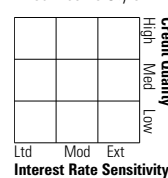
Asset Class	% Long	% Short	% Net
Stocks	67.47	0.00	67.47
Bonds	0.26	0.00	0.26
Cash	48.66	16.83	31.83
Other	0.45	0.02	0.43

Morningstar Style Box™

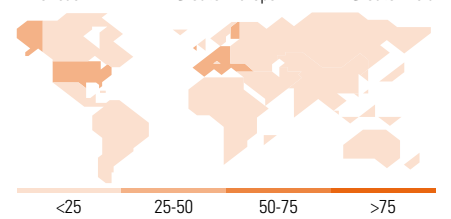
Equity Style



Fixed Income Style



Americas Greater Europe Greater Asia



Top 10 Holdings

Company	Sector	% Port.
Robeco BP US Premium Equities...	—	5.99
Schroder ISF EURO Equity C Acc...	—	5.58
Janus Henderson Hrnz Euroland...	—	4.66
Amundi Fds II Euroland Equity...	—	4.61
BGF World Healthscience D2	—	4.35
Uni-Global Equities Japan...	—	4.23
Lazard Alpha Euro I A/I	—	3.81
Variopartner MIV Global...	—	3.19
iShares Core DAX® (DE)	—	3.03
DWS Invest Top Dividend FC	—	2.88
Total Stock Holdings		0
Total Bond Holdings		0
Assets in Top 10 Holdings %		42.33

Sector Weightings

Sector	% Equity
Cyclical	34.59
Basic Materials	6.48
Consumer Cyclical	11.72
Financial Services	14.53
Real Estate	1.86
Sensitive	36.26
Communication Services	3.43
Energy	3.91
Industrials	13.77
Technology	15.15
Defensive	29.15
Consumer Defensive	6.52
Healthcare	20.19
Utilities	2.43

World Regions

Region	% Equity
Americas	39.34
United States	37.87
Canada	0.76
Latin America	0.71
Greater Europe	43.89
United Kingdom	4.69
Eurozone	34.56
Europe - ex Euro	3.94
Europe - Emerging	0.36
Middle East / Africa	0.34
Greater Asia	16.78
Japan	8.44
Australasia	0.10
Asia - Developed	2.10
Asia - Emerging	6.13

Operations

Fund Company	March Asset Management SGIIC	Domicile	Spain	Minimum Initial Purchase	1 Share
Website	www.march-am.com	Currency	EUR	Minimum Additional Purchase	-
Inception Date	6 Oct 1997	UCITS	Yes	Exit Charge	-
Fund Manager	Ángel Buñesch	Inc/Acc	Acc	Exit Charge	-
	Navarro	ISIN	ES0110086032	Annual Management Fee	0.35%
NAV (28 Feb 2019)	13.89 EUR			Redemption Fee	-
Total Net Assets (mil)	2019-03-31			Depository Fee	0.10%

Este documento no ha sido verificado ni aprobado por la Comisión Nacional del Mercado de Valores. La información que contiene no constituye una oferta de inversión, ni un documento informativo oficial de la institución en él mencionada ni tampoco un extracto del mismo. March Gestión de Fondos, S.G.I.I.C., S.A.U. y Banca March, S.A. no se hacen responsables del uso que haga el receptor de esta información. Téngase también en cuenta que rentabilidades pasadas no garantizan rentabilidades futuras.

© 2019 Morningstar. All Rights Reserved. The information, data, analyses and opinions ("Information") contained herein: (1) include the proprietary information of Morningstar and Morningstar's third party licensors; (2) may not be copied or redistributed except as specifically authorised; (3) do not constitute investment advice; (4) are provided solely for informational purposes; (5) are not warranted to be complete, accurate or timely; and (6) may be drawn from fund data published on various dates. Morningstar is not responsible for any trading decisions, damages or other losses related to the Information or its use. Please verify all of the Information before using it and don't make any investment decision except upon the advice of a professional financial adviser. Past performance is no guarantee of future results. The value and income derived from investments may go down as well as up.