

March Mixto EPSV

Fund Benchmark

Used throughout report

Investment Objective

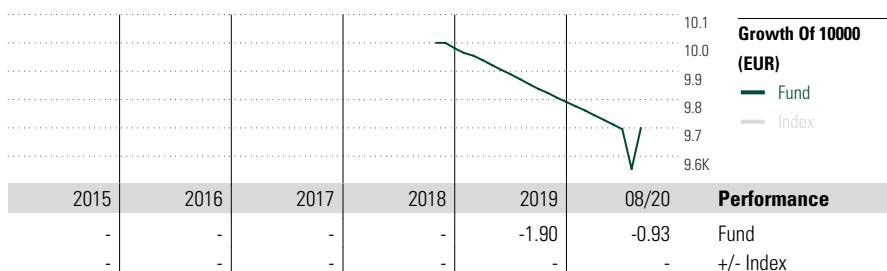
-

Morningstar Rating™

-

Morningstar® Category

Euro Aggressive Balanced PP



Growth Of 10000 (EUR)

— Fund
— Index

Performance

Fund
+/- Index

Risk Measures

3-Yr Alpha	-	3-Yr Sharpe Ratio	-
3-Yr Beta	-	3-Yr Std Dev	-
R-Squared	-	3-Yr Risk	-
Information Ratio	-	5-Yr Risk	-
Tracking Error	-	10-Yr Risk	-

Trailing Returns

(31 Aug 2020)

	Return %	+/-Idx
YTD	-0.93	-
3 Months	-0.13	-
6 Months	-0.63	-
1 Year	-1.57	-
3 Years Annualised	-	-
5 Years Annualised	-	-

Quarterly Returns

	1st qtr	2nd qtr	3rd qtr	4th qtr
2020	-0.48	-0.50	-	-
2019	-0.42	-0.50	-0.53	-0.47

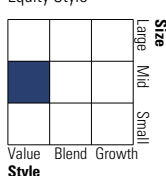
Portfolio 31 Aug 2020

Asset Allocation

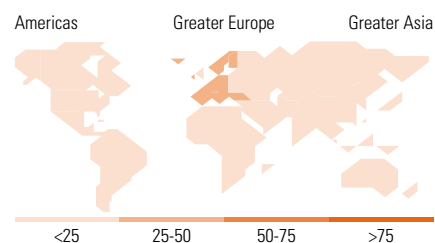
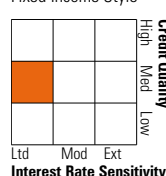
	% Long	% Short	% Net
Stocks	48.30	0.00	48.30
Bonds	21.01	0.00	21.01
Cash	30.69	0.00	30.69
Other	0.00	0.00	0.00

Morningstar Style Box™

Equity Style



Fixed Income Style



Top 10 Holdings

	Sector	% Port.
Spain (Kingdom of)	-	11.27
Aryzta AG		3.63
Italy (Republic Of)	-	3.26
Italy (Republic Of)	-	3.25
Spain (Kingdom of)	-	3.22
Roche Holding AG Dividend...		2.81
Sanofi SA		2.44
Microsoft Corp		2.41
Tobii AB		2.31
Essilorluxottica		2.15
Total Stock Holdings		32
Total Bond Holdings		4
Assets in Top 10 Holdings %		36.75

Sector Weightings

	% Equity
Cyclical	20.05
Basic Materials	5.82
Consumer Cyclical	10.36
Financial Services	-
Real Estate	3.87
Sensitive	39.29
Communication Services	2.28
Energy	10.60
Industrials	13.83
Technology	12.58
Defensive	40.66
Consumer Defensive	18.33
Healthcare	18.26
Utilities	4.06

World Regions

	% Equity
Americas	23.13
United States	22.36
Canada	0.77
Latin America	0.00
Greater Europe	73.58
United Kingdom	3.01
Eurozone	35.80
Europe - ex Euro	31.68
Europe - Emerging	3.10
Middle East / Africa	0.00
Greater Asia	3.29
Japan	0.00
Australasia	3.29
Asia - Developed	0.00
Asia - Emerging	0.00

Operations

Fund Company	March Asset Management SGIIC	Domicile	Spain	Minimum Initial Purchase	30
Website	www.march-am.com	Currency	EUR	Minimum Additional Purchase	30
Inception Date	16 Nov 2018	UCITS	No	Exit Charge	-
Fund Manager		Inc/Acc	Acc	Exit Charge	-
NAV (31 Aug 2020)	9.70 EUR	ISIN		Annual Management Fee	1.50%
Total Net Assets (mil)	2020-08-31			Redemption Fee	-
				Depository Fee	0.10%

Este documento no ha sido verificado ni aprobado por la Comisión Nacional del Mercado de Valores. La información que contiene no constituye una oferta de inversión, ni un documento informativo oficial de la institución en él mencionada ni tampoco un extracto del mismo. March Gestión de Fondos, S.G.I.I.C., S.A.U. y Banca March, S.A. no se hacen responsables del uso que haga el receptor de esta información. Téngase también en cuenta que rentabilidades pasadas no garantizan rentabilidades futuras.

© 2020 Morningstar. All Rights Reserved. The information, data, analyses and opinions ("Information") contained herein: (1) include the proprietary information of Morningstar and Morningstar's third party licensors; (2) may not be copied or redistributed except as specifically authorised; (3) do not constitute investment advice; (4) are provided solely for informational purposes; (5) are not warranted to be complete, accurate or timely; and (6) may be drawn from fund data published on various dates. Morningstar is not responsible for any trading decisions, damages or other losses related to the Information or its use. Please verify all of the Information before using it and don't make any investment decision except upon the advice of a professional financial adviser. Past performance is no guarantee of future results. The value and income derived from investments may go down as well as up.